



ref. **95.58077**



OE Referências:

▪ **Mitsubishi:** MB699453; MB928049; MR389546

Aplicações:

✓ MITSUBISHI

- 3000 GT 3.0i V6 24V
- ECLIPSE I (D_2A) 2.0 Gsi 16V 4WD
- GALANT V 2.5i V6 24V 4X4
- GALANT VI (EA_) 2.0 Dti, 2.0i, 2.4 GD, 2.5i V6 24V
- L 200 (K64) 2.5D 4WD, 2.6 4WD
- L 200 (K64) 2.0i, 2.5 D, 2.4i 4X4, 2.5 D 4WD
- L 300 FLATBET / CHASSIS (P_1T) 2.0i, 2.5 D 4WD
- L 400 BUS / VAN (PAOV) 2500 TD VAN
- MONTERO / PAJERO / SHOGUN II (V2_W, V4_W) 2.4i, 2.5 TD, 2.8 TD, 3.0i V6, 3.5i V6 24V
- SAPPORO III (E16_A) 3.0i V6
- SPACE GEAR 2.4i 4X4, 2.5 TD 4X4

04/90 - 12/99

04/91 - 11/95

11/92 - 08/96

09/96 -

06/93 - 08/96

06/96 - 10/01

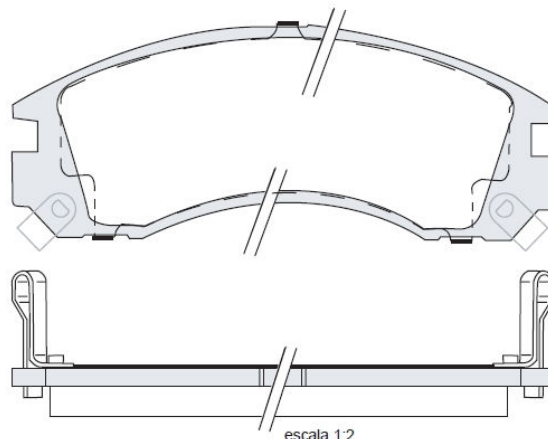
07/94 -

06/99 -

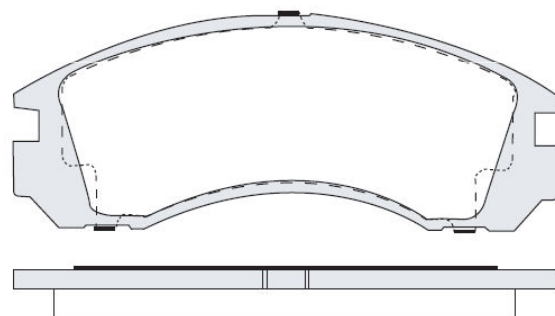
12/90 - 04/00

12/90 - 07/96

05/95 -



escala 1:2



escala 1:2

**Homologado
Norma R90**

informação



Sistema **AKE**

Comprimento: **149,6 mm**

Largura: **58,4 mm**

Espessura: **15,7 mm**



Dianteiro

ref. **95.58147**



OE Referências:

▪ **Mitsubishi:** MR977365; MN102622

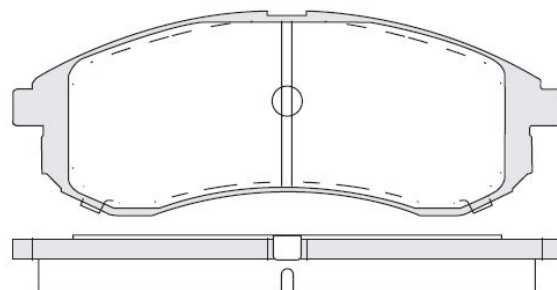
Aplicações:

✓ MITSUBISHI

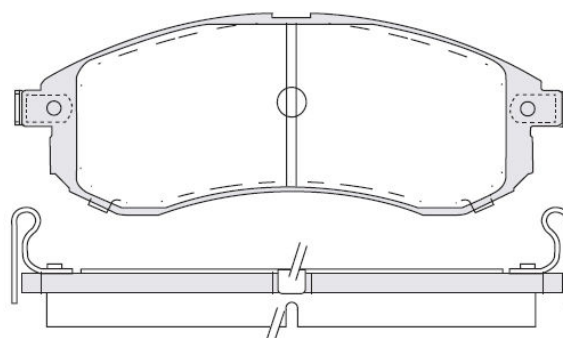
- L 200 (K64) 2.5 TD 4WD
- L 200 2.5 Di-D

09/01 - 04/06

05/06 -



escala 1:2



escala 1:2

**Homologado
Norma R90**

informação



Sistema **AKE**

Comprimento: **151 mm**

Largura: **56,4 mm**

Espessura: **15,6 mm**



Dianteiro