






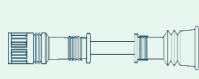







Material		Página
Interruptores de luz de marcha-atrás		<u>2</u>
Interruptores de luz de Stop		<u>9</u>
Interruptores de pressão de óleo		<u>20</u>
Interruptores de pressão de óleo e ar		<u>27</u>
Sensor de nível do líquido refrigerante		<u>28</u>
Sensores de pressão do combustível		<u>29</u>
Sensores de temperatura		<u>30</u>
Termo cabo Hypalon		<u>39</u>
Termo contactos de resistência		<u>40</u>
Termo contactos de ventilador / 2 ventiladores		<u>46 / 52</u>
Válvulas de temperatura		<u>55</u>
Válvulas Reguladoras de Pressão		<u>60</u>


ref. **44.0912057**  
**44.F41260** NOVO



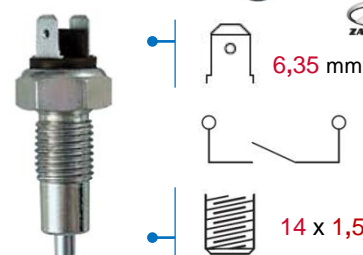
Especificações: Com cabo

Referências: GENERAL MOTORS 97113439, 97165951, ISUZU 5-82440-005-0, 8-94149-427-0, 8-94464-566-0, OPEL - 1239250, 6239112

ref. **44.F40160**

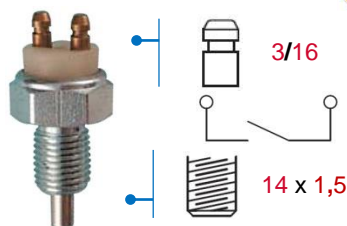


ref. **44.F40240**



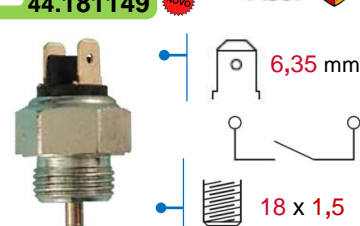
Referências: EPS 1.860.000, FIAT 4209632, 5977316, 5994949, KW 560000, LANCIA 4209632, ZASTAVA 04209632

ref. **44.F40290**



Referências: EPS 1.860.007, FORD 1610486, 1610487, 1652164, 6005474, 6033136, 71BG-15520-EA, 76BG-15520-AA, 76BG-15520-AB, 76BG-15520-IB, 76BG-15520-1B, KW 560007

ref. **44.F40310**  
**44.181149** NOVO



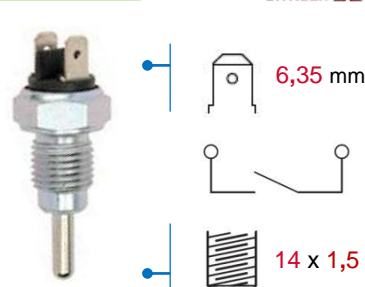
Referências: EPS 1.810.149, GM GENERAL MOTORS 93852863, KW 510149, MITSUBISHI MR977584, NISSAN 25320-00QAA, OPEL 4404452, 4415882, 93852863, 9112452, RENAULT 7700414988, SMART A4545450214, VAUXHALL 9112452, 93852863

ref. **44.F40320**




Cabo  
240mm


ref. **44.F40340**



ref. **44.F40350**

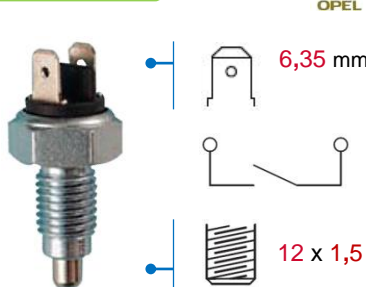


ref. **44.F40360**

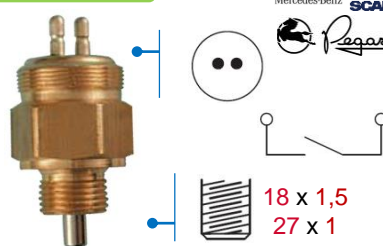


Cabo  
240mm

ref. **44.F40380**

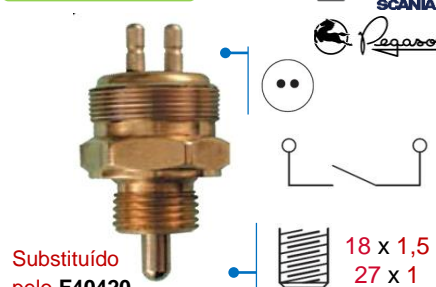


ref. **44.F40420**



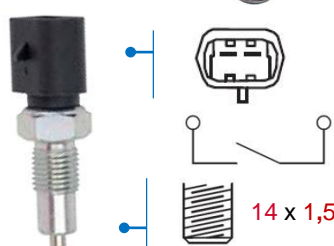
Referências: EPS 1.860.147, FIAT 93155716, IVECO 93155716, KW 560147, MERCEDES-BENZ A0015453414, A0035451614

ref. **44.F40440**



Substituído  
pelo F40420

ref. **44.F40480**



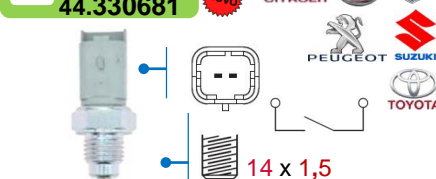
Referências: EPS 1.860.038, FIAT 5997492, 7580599, 7580599, INNOCENTI 7580599, KW 560038, LANCIA 5997492

ref. **44.F40490**



Referências: ABARTH / ALFA ROMEO / FIAT / LANCIA 46410524, 55203408, 55189236, 7686344, 60811781, 7686344, CHRYSLER 55203408, EPS 1.860.142, FORD 1541096, 9S51-15520-AA, 9S51-15520-AA, GM GENERAL MOTORS 55203408, KW 560142, OPEL 1239150, 55203408, VAUXHALL 55203408

ref. **44.F40491**  
**44.330681** NOVO



Referências: CITROËN 225743, 225752, 225759, 9662906680, DS 225743, 225752, 225759, EPS 1.860.218, FIAT 71728934, 9633875580, 9662906680, 9659869680, GM GENERAL MOTORS 3645341, KW 560218, LANCIA 9633875580, 9662906680, 9659869680, OPEL / VAUXHALL 3645341, PEUGEOT 225743, 225759, 225752, SUZUKI 37610-73J01, 37610-73J03-000, 37610-73J01-000, 37610-73J03, TOYOTA SU001-00467, SU001-A0800

**ref. 44.F40492**  
**44.330513** **NOVO**

14 x 1,5

**Referências:** CITROËN 225743, 225752, 225759, 9662906680, DS 225743, 225752, 225759, EPS 1.860.218, FIAT 71728934, 9633875580, 9662906680, 9659869680, GM GENERAL MOTORS 3645341, KW 560218, LANCIA 9633875580, 9662906680, 9659869680, OPEL / VAUXHALL 3645341, PEUGEOT 225743, 225759, 225752, SUZUKI 37610-73J01, 37610-73J03-000, 37610-73J01-000, 37610-73J03, TOYOTA SU001-00467, SU001-A0800

**ref. 44.F40500**

6,35 mm

14 x 1,5

**Referências:** ALFA ROMEO 510931, 116001353401/00, 60501196, EPS 1.860.001, FIAT / LANCIA 4143258, KW 560001

**ref. 44.F40510**  
**44.330244** **NOVO**  
**44.181182**

12 x 1,5

**Referências:** ALFA ROMEO 71739582, CHEVROLET 90245033, 96192077, 90482454, DAEWOO 90245033, 96192077, EPS 1.860.073, FIAT / LANCIA 71719525, 71745445, 71739582, GM GENERAL MOTORS 90245033, 90482454, HOLDEN 90482454, KW 560073, MG UMB100090, MINI 23117527716, OPEL 1239266, 1239271, 90245033, 90482454, 90245033, PORSCHE 9960610301, ROVER UMB100090, SAAB 4232666, 4617668, 90482454, SUBARU 37610-84E00, SUZUKI 37610-84E00, 37610-84E00-000, VAUXHALL 90245033, 90482454

**ref. 44.F40520**  
**44.330243** **NOVO**

14 x 1,5

**Referências:** ABARTH 46410523, 7615564, ALFA ROMEO 46410523, 60906108, 60810259, 60811423, 7615564, CHRYSLER / INNOCENTI / JEEP 46410523, CITROËN / PEUGEOT 225764, EPS 1.860.067, FIAT / LANCIA 46410523, 7588520, 7615564, GM GENERAL MOTORS 95512169, KW 560067, OPEL 1239149, 95512169, VAUXHALL 95512169

**ref. 44.F40530**

4 mm

14 x 1,5

**Cabo 120mm**

**ref. 44.F40570**  
**44.330249** **NOVO**  
**44.181194**

14 x 1,5

**Referências:** AUDI 01E941521, 01E941521A, CITROËN 225734, 96018110, 225740, EPS 1.860.099, FIAT 9601811080, 9609352480, KW 560099, LANCIA 9601811080, 9609352480, LAND ROVER / MG UMB100050, MINI 23141043489, NISSAN 32005-6F900, PEUGEOT 225734, 96018110, 225740, PORSCHE 01E941521, ROVER UMB10001, UMB100050A, UMB100050, VW 01E941521, 01E941521A

**ref. 44.F40580**

4 mm

14 x 1,5

**Cabo 270 mm**

**Referências:** ACURA 35600-PG7-003, EPS 1.860.094, HONDA 35600-PA5-003, 35600-PA5-013, 5600-PD2-003, 35600-PE0-013, 35600-PE1-951, 35600-PG7-003, 35600-PL3-013, KW 560094, ROVER DPB9237, DPB9877, FDU2766

**ref. 44.F40585**

14 x 2

14 x 1,5

**Cabo 220mm**

**Referências:** ACURA 35600-PG7-003, EPS 1.860.094, HONDA 35600-PA5-003, 35600-PA5-013, 5600-PD2-003, 35600-PE0-013, 35600-PE1-951, 35600-PG7-003, 35600-PL3-013, KW 560094, ROVER DPB9237, DPB9877, FDU2766

**ref. 44.F40590**  
**44.330250** **NOVO**  
**44.181200**

16 x 1,5

**Referências:** EPS 1.860.107, FORD 1654978, 92FG-15520A-2A, 6199395, 6594470, 6871978, 86FG-15520-AA, 89FG-15520-AB, KW 560107

**ref. 44.F40600**  
**44.330248** **NOVO**

14 x 1,5

**Referências:** DACIA 6001543163, 7700422630, EPS 1.860.096, GM GENERAL MOTORS 91167519, KW 560096, MITSUBISHI M474114, MV30899625, NISSAN 32005-00QA, OPEL 4410080, 4414385, 91167519, RENAULT 6001543163, 7700422630, 7700778780, 7700802640, 8200655638, 8200655648, VAUXHALL 91167519, VOLVO 30899625, 3474114, 34741140

**ref. 44.F40640**  
**44.330256** **NOVO**

14 x 1,5

**Referências:** BMW 1221706, 23140396403, 23140409754, 23147524811, 23141221706, 23141434584, 23147506637, 7506637, 7524811, EPS 1.860.131, JAGUAR XR837704, XR86412, KW 560131, MINI 23140396403, 23147524811, 23140409754, 23141221706, 23147506637, 23141434584, 7524811, PORSCHE 99161318901

**ref. 44.F40650**  
**44.330251** **NOVO**

14 x 1,5

**Referências:** CITROËN / PEUGEOT 225733, 96018108, 225741, EPS 1.860.108, FIAT / LANCIA 9601810880, 9609352480, KW 560108,

**ref. 44.F40655**

14 x 1

**Referências:** EPS 1.860.216, KW 560216, SEAT / SKODA / VW 002945415

**ref. 44.F40660**  
**44.330442** **NOVO**  
**44.181212**

12 x 1,5

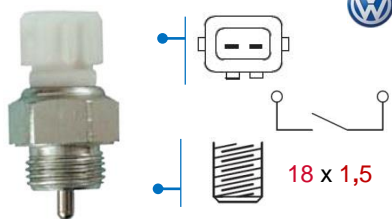
**Referências:** EPS 1.860.125, KW 560125, ROVER UMB10003, SEAT 005566119, 020945415A, SKODA / VW 002945415A, 002945415B, 005566119, 002945415A, VW 005566119

**ref. 44.F40665**  
**44.330744** **NOVO**

**Referências:** AUDI / SEAT / SKODA 02A945413B, 02A945413C, EPS 1.860.193, KW 560193, VW 02A945413, 02A945413B

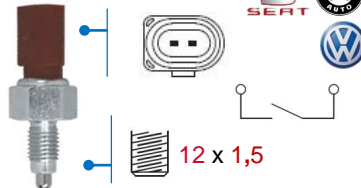


ref. **44.F40670**  
**44.181213**



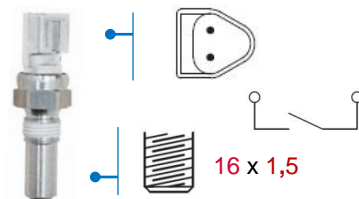
Referências: EPS 1.860.126, KW 560126, SEAT / VW 084945415

ref. **44.F40675**  
**44.330264**




Referências: AUDI / SEAT / SKODA / VW 02T945415, 02T945415A, 02T945415D, 02T945415E, 02T945415F, 02T945415G, 02T945415K, 02T945415L, 02T945415P, 02T945415Q, EPS 1.860.266, FORD 1119746, 1438727, 1213353, 1439597, 1514133, 6M21-15520-AA, 1M21-15520-AA, 1M21-15520-BA, YM21-15520-AA, KW 560266, MAN 02T945415P, 65.25507-0000

ref. **44.F40730**  
**44.330263**



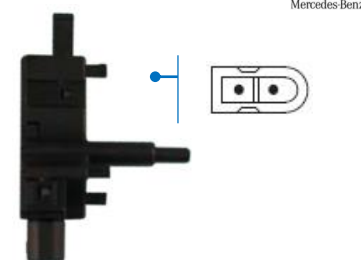
Referências: EPS 1.860.212, FORD 1029819, 1112601, 1137034, 1383960, 97FG-15520-AD, 97FG-15520-AA, 97FG-15520-AB, 97FG-15520-AC, KW 560212, MAZDA 1E04-17-640, 1E05-17-640, 1E05-17-640A, C403-17-640, C403-17-640A, ROVER UMB000020, VOLVO 30614438

ref. **44.F40740**  
**44.330246**  
**44.181184**



Referências: EPS 1.860.077, KW 560077, MERCEDES-BENZ A1405450414, A2015450014

ref. **44.F40750**




Referências: EPS 1.860.165, KW 560165, MERCEDES-BENZ A2025450114

ref. **44.F40770**



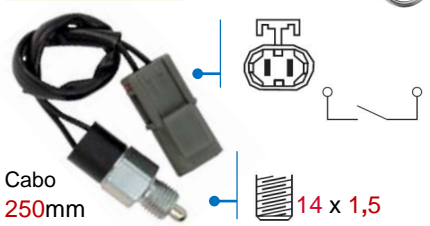
Referências: EPS 1.860.119, GM GENERAL MOTORS 96060480, 96063855, 96068067, HOLDEN 3761060801, 3761070B11, KW 560119, SUBARU 37610-70B11, SUZUKI 37610-60B00, 37610-60B01, 37610-60B00-000, 37610-70B11-000, 37610-60B01-000, 37610-70B10, 37610-70B10-000, 37610-70B11, 37610-70B11-000, 37610M70F00, 37610M70F00-000

ref. **44.F40800**



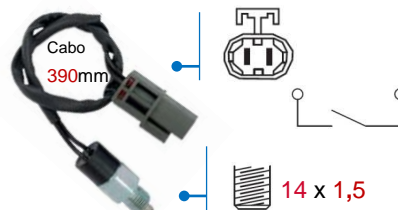
Referências: ALFA ROMEO 161364408001/00, 60531609, EPS 1.810.067, FIAT 7619028, 7619084, 82419960, 82444120, KW 510067, LANCIA 7619028

ref. **44.F40810**



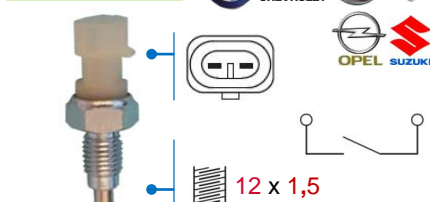
Referências: EPS 1.860.116, HOLDEN 3200551A00, 3200551A10, KW 560116, MERCEDES-BENZ A4705454100, NISSAN 32005-51A00, 32005-51A10, 32005-51A20, 32005-51A2A, 32006-D1206, 32005-5XA0A, 32005-M8005, 32005-M8015

ref. **44.F40820**  
**44.330257**



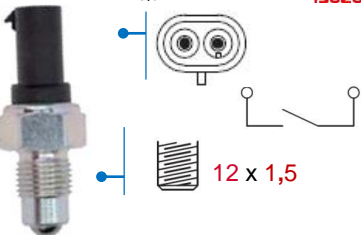
Referências: EPS 1.860.140, INFINITI 32005-70E00, KW 560140, NISSAN 32005-70E00, 32005-70E10, 32005-70E20, 32005-70E12, 32005-70E2A

ref. **44.F40830**



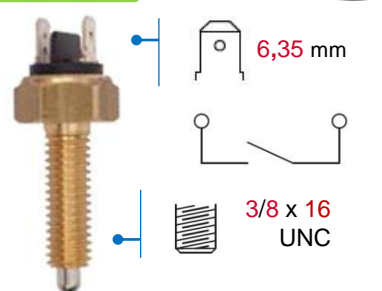
Referências: ALFA ROMEO 71739582, CHEVROLET 90245033, 96192077, 90482454, DAEWOO 90245033, 96192077, EPS 1.860.073, FIAT / LANCIA 71719525, 71745445, 71739582, GM GENERAL MOTORS 90245033, 90482454, HOLDEN 90482454, KW 560073, MG UMB100090, MINI 23117527716, OPEL 1239266, 1239271, 90245033, 90482454, PORSCHE 99660610301, ROVER UMB100090, SAAB 4232666, 4617668, 90482454, SUBARU 37610-84E00, SUZUKI 37610-84E00, 37610-84E00-000, VAUXHALL 90245033, 90482454

ref. **44.F40920**

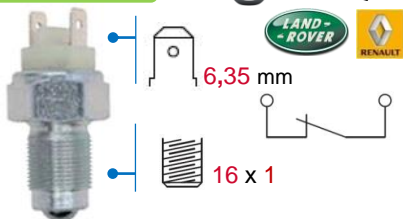


Referências: A EPS 1.860.149, FORD 6178267, 88VB-15520-AA, GM GENERAL MOTORS 97028167, ISUZU 8-97028167-0, KW 560149

ref. **44.F40960**

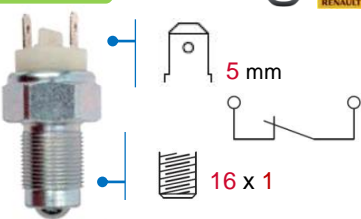


ref. **44.F41040**



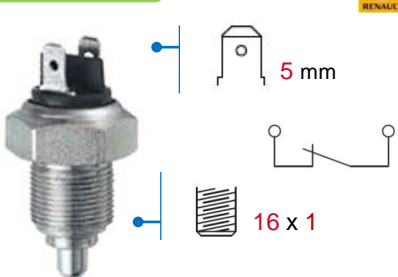
Referências: CHRYSLER T0732507, EPS 1.860.017, GM ENERAL MOTORS 9109725, KW 560017, OPEL 4401725, 9109725, RENAULT 6001001318, 7700501280, 7700517549, 7700732507, 7701348191, 7701348699, VAUXHALL 9109725

ref. **44.F41080**



Referências: CHRYSLER T0732507, EPS 1.860.017, GM GENERAL MOTORS 9109725, KW 560017, OPEL 4401725, 9109725, RENAULT 6001001318, 7700501280, 7700517549, 7700732507, 7701348191, 7701348699, VAUXHALL 9109725

ref. **44.F41100**

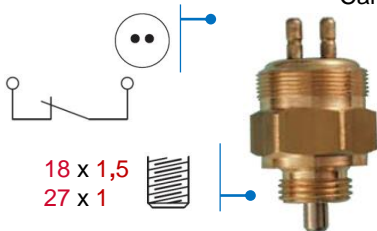


\* As marcas e números originais servem apenas como referência, excepto onde mencionadas como tal.



ref. 44.F41110

R.V.I.  
Camiónes

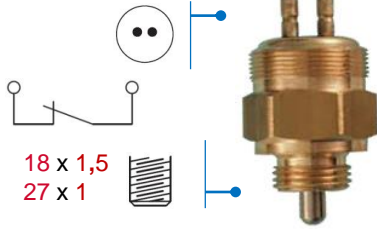


18 x 1,5  
27 x 1

Referências: CHEVROLET / DAEWOO 96253552, 96279856, EPS 1.994.015, GM GENERAL MOTORS 96279856, KW 494015, RENAULT 7700737572, VOLVO 30865366

ref. 44.F41120

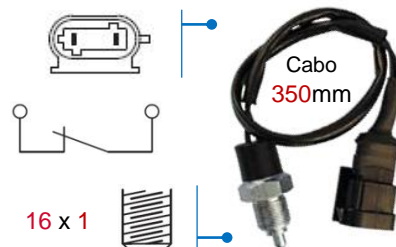
Camiónes



18 x 1,5  
27 x 1

Referências: IVECO 93190310, MAN 81255050636, 81255200050, MERCEDES-BENZ 0005454214, 0015454714, 0015458214, A0005454214, A0015454714, A0015458214, SCANIA 1303471, 343795, 370710

ref. 44.F41190

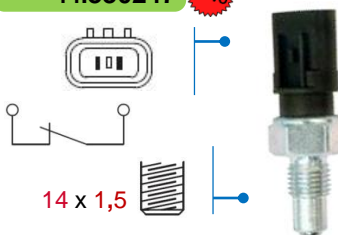


16 x 1

Cabo  
350mm

ref. 44.F41240  
44.330247

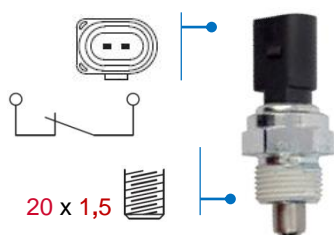
NOVO



14 x 1,5

Referências: CHRYSLER MD730979, EPS 1.860.084, HYUNDAI 93860-36100, 93860-39012, MD730979, KW 560084, MITSUBISHI 93860-36100, MD730979, VOLVO 30874168


ref. 44.F41270



20 x 1,5

Referências: CHRYSLER MD730979, EPS 1.860.084, HYUNDAI 93860-36100, 93860-39012, MD730979, KW 560084, MITSUBISHI 93860-36100, MD730979, VOLVO 30874168

ref. 44.F40150



3/16

3/8 x 16  
UNC

Cabo  
173mm

ref. 44.F41240  
44.330236

NOVO



M14 x 1,5

22

Referências: CITROËN / PEUGEOT 225717, 7700591730, 91513244, 91514017, 91514733, FIAT 91514733, RENAULT 7700732506, 7701348716, 7702112857, VOLVO 3416102, 3416102-6

ref. 44.330239  
44.F40370

NOVO



M12 x 1,5

19

Referências: BMW 23141352153, 23141354071, 61311352153, SAAB 9509480

ref. 44.F40990  
44.330240

NOVO



M14 x 1,5

22

Referências: EPS 1.860.036, KW 560036, MITSUBISHI MW-9442728, VOLVO 1307086, 9442728, 13070867, 9442728, 9442728

ref. 44.F41170  
44.330252

NOVO




M12 x 1,5

22

Referências: EPS 1.860.109, GENERAL MOTORS 90337100, KW 560109, OPEL 1239267

ref. 44.330259

NOVO



M16 x 1,5

22

Referências: EPS 1.860.149, FORD 6178267, 88VB-15520-AA, 88VB-15520-AA, GENERAL MOTORS 97028167, ISUZU 8-97028167-0, KW 560149

ref. 44.330260  
44.F40940

NOVO



M12 x 1

22

Referências: ABARTH 46434553, 60814251, ALFA ROMEO 46434553, 60814251, 46434553, K68097162AA, 46434553, CHRYSLER 46434553, DODGE 46434553, 68097162AA, K68097162AA, 68110115AA, K68110115AA, K68097162AA, 46434553, K68110115AA, K68097162AA, EPS 1.860.196, FIAT 46434553, 60814251, 46434553, K68097162AA, 46434553, K68110115AA, K68097162AA, GM GENERAL MOTORS 95512141, JEEP 46434553, 60814251, 46434553, 68097162AA, K68097162AA, K68097162AA, K68110115AA, K68097162AA, KW 560196, LANCIA 46434553, K68097162AA, 46434553, OPEL / VAUXHALL 1239148, 95512141

ref. 44.F40755  
44.330504

NOVO



M12 x 1,5

22

Referências: EPS 1.860.252, KW 560252, MERCEDES-BENZ A1685450014, A1685450114

ref. 44.F40998  
44.330543

NOVO



M14 x 1,5

24

DACIA / RENAULT 8200008194, 8200177718, EPS 1.860.245, GENERAL MOTORS 93161462, 95516088, KW 560245, MERCEDES-BENZ A0005455300, A4155450006, NISSAN 32005-000QAE, 32005-000AECT, 32005-000QAD, 32005-AX000, OPEL 4422079, 95516088, 4430825, 93161462, SMART A0005455300

ref. **44.F41245**  
**44.330569** **NOVO**

24

**Referências:** EPS 1.860.235, HYUNDAI / KIA 93860-39000, 93860-39002, 93860-39001, 93860-39012, KW 560235

ref. **44.330571** **NOVO**

21

**Especificações:** Comprimento do cabo: 180mm  
**Referências:** GM GENERAL MOTORS 95216947, 95224024, 96314357, 96610001

ref. **44.F40596**  
**44.330580** **NOVO**

22

**Referências:** EPS 1.860.267, FORD 1227274, 1444282, 1406051, 1805255, 1444282, CM5T-15520-BA, 3S7T-15520-AA, 3S7T-15520-AB, 6M2T-15520-BA, JAGUAR C2S44687, C2S45412, KW 560267, MAZDA B6Y1-17-640, VOLVO 30774466, 31367478

ref. **44.330590** **NOVO**

22

**Referências:** FORD 1021795, 96WT15520BB

ref. **44.F40591**  
ref. **44.330592**  
**44.330751** **NOVO**

22

**Referências:** EPS 1.860.283, FORD 1435339, 6S6T-15520-AA, 1537902, 9M5T-15520-AA, KW 560283, MAZDA BC01-17-640

ref. **44.F40595**  
**44.330593** **NOVO**

22

**Referências:** EPS 1.860.242, FORD 1087523, 1441361, 1433084, 1803502, CM5T-15520-AA, 6M2T-15520-AA, XS4T-15520-AA, XS4T-15520-AB, JAGUAR C2S22710, C2S44848, KW 560242, MAZDA JC01-17-640, JC01-17-640A, JC01-17-640B, VOLVO 30774465, 31367479

ref. **44.F40921**  
**44.330594** **NOVO**

22

**Referências:** EPS 1.860.265, FORD 1461586, 1805256, CM5T-15520-CA, 4526441, 4C1T-15520-AA, 4C1T-15520-AB, LAND ROVER LR005160, LR077773, MAZDA U6A1-17-640

ref. **44.F24847**  
**44.330597** **NOVO**

22

**Referências:** EPS 1.810.231, FORD 1223097, 1227339, 4832217, 3M5T-13480-AA, 3M5T-13480-AB, 3M5T-13480-AC, JAGUAR C2S44974, C2S46705, KW 510231, MAZDA BR1A-66-490, VOLVO 30773935, 9494890

ref. **44.F40846**  
**44.330743** **NOVO**

27

**Especificações:** 2 conectores  
**Referências:** DAIHATSU 84210-12040, EPS 1.860.111, GM GENERAL MOTORS 94848874, KW 560111, LEXUS 84210-12040, PORSCHE 99761318000, 99761318001, TOYOTA 84210-04010, 84210-0K010, 84210-52050, 84210-12040, 84210-52050, 84222-12010, VW J8421012040

ref. **44.330602** **NOVO**

22

**Referências:** FORD -1030909, 97ZT-15520-BA

ref. **44.F40592**  
**44.330603** **NOVO**

22

**Referências:** EPS 1.860.272, FORD 1381509, 666R-15520-AA, KW 560272, LAND ROVER LR000774, LR075364, VOLVO 30729812, 31367988, 31437705

ref. **44.F40665**  
**44.330744** **NOVO**

21

**Especificações:** 2 conectores  
**Referências:** EPS 1.860.219, FIAT 71742586, GM GENERAL MOTORS 9204032, KW 560219, NISSAN 25310-4A00B, 25310-4A00C, OPEL 4700385, 9204032, SUBARU 37610-76G10, SUZUKI 37610-68K00, 37610-68K00-000, 37610-76G10, 37610-76G10-000, VAUXHALL 9204032

ref. **44.F40665**  
**44.330744** **NOVO**

21

**Especificações:** 2 conectores  
**Referências:** DAIHATSU 84210-12040, EPS 1.860.111, GM GENERAL MOTORS 94848874, KW 560111, LEXUS 84210-12040, PORSCHE 99761318000, 99761318001, TOYOTA 84210-04010, 84210-0K010, 84210-52050, 84210-12040, 84210-52050, 84222-12010, VW J8421012040

ref. **44.330745** **NOVO**

21

**Especificações:** 2 conectores  
**Referências:** DAIHATSU 84210-12040, EPS 1.860.111, GM GENERAL MOTORS 94848874, KW 560111, LEXUS 84210-12040, PORSCHE 99761318000, 99761318001, TOYOTA 84210-04010, 84210-0K010, 84210-52050, 84210-12040, 84210-52050, 84222-12010, VW J8421012040

ref. **44.330745** **NOVO**

21

**Especificações:** 2 conectores  
**Referências:** DAIHATSU 84210-12040, EPS 1.860.111, GM GENERAL MOTORS 94848874, KW 560111, LEXUS 84210-12040, PORSCHE 99761318000, 99761318001, TOYOTA 84210-04010, 84210-0K010, 84210-52050, 84210-12040, 84210-52050, 84222-12010, VW J8421012040



ref. **44.F40825**  
**44.330746** **NOVO**



M16 x 1,5

21

Especificações: 2 conectores

Referências: EPS 1.860.231, FORD 4496964, 4813418, 5L84-15520-AA, 5L8Z-15520-AA, 8L84-15520-AA, HYUNDAI 93860-39900, INFINITI 32005-6J00A, KW 560231, MAZDA AC05-17-640, AC05-17-640A, MITSUBISHI MN132387, NISSAN 32005-6J000, 32005-6J001, 32005-6J00A, 32005-95F0A, RENAULT 320056J000, 320056J00A, 320056J001



ref. **44.F41303**  
**44.330748** **NOVO**



M14 x 1,5

24

Especificações: 2 conectores

Referências: AUDI / SEAT / SKODA / VW 01E941521A, 01E941521B, EPS 1.860.256, KW 560256, PORSCHE 01E941521A, 01E941521B



ref. **44.F40848**  
**44.330749** **NOVO**



M18 x 1,5

27

Especificações: 2 conectores, cabo com 320mm

Referências: EPS 1.860.259, KW 560259, TOYOTA 84210-52030



ref. **44.F40715**  
**44.330753** **NOVO**




Especificações: 2 conectores, cabo com 300mm

Referências: AUDI / SKODA / VW 012919823F, EPS 1.860.195, KW 560195, PORSCHE 012919823F



ref. **44.F40900**  
**44.330767** **NOVO**




M18 x 1,5

27

Referências: CITROËN 1609924280, 225762, EPS 1.860.319, KW 560319, MITSUBISHI 8614A095, 8614A158, PEUGEOT 1609924280, 225762



ref. **44.330806** **NOVO**



M16 x 1,5


24

Especificações: 4 conectores

Referências: IVECO 4858072



ref. **44.330811** **NOVO**



Especificações: 2 conectores

Referências: FORD 1122429, 1C1R15521AA



ref. **44.330817** **NOVO**



M12 x 1,5

19

Especificações: 2 conectores

Referências: GM GENERAL MOTORS 95028604, OPEL 4803447



ref. **44.F40896**  
**44.330865** **NOVO**



M22x1,5

32

Especificações: 2 conectores

Referências: EPS 1.860.308, HYUNDAI / KIA 43869-23000, KW 560308



ref. **44.330867** **NOVO**



M12x1

19

Especificações: 2 conectores

Referências: FIAT 500335678



ref. **44.F40898**  
**44.330889** **NOVO**



M14x2

24

Especificações: 2 conectores, cabo com 190mm

Referências: HYUNDAI 93860-02510



ref. **44.F40897**  
**44.330890** **NOVO**



M14x2

24

Especificações: 2 conectores, cabo com 310mm

Referências: EPS 1.860.315, HYUNDAI 93860-3A001, KW 560315



ref. **44.F41239**  
**44.330891** **NOVO**



M18x1,5

Especificações: 2 conectores

Referências: HYUNDAI 93170-86111



ref. **44.F40849**  
**44.330930** **NOVO**



M18x1,5

27

Especificações: 2 conectores

Referências: TOYOTA 84545-20021





ref. 44.330944


NOVO



**Especificações:** 2 conectores, cabo com 540mm  
**Referências:** SUZUKI 37610-83000, 37610-83001

ref. 44.330945

NOVO



**Especificações:** 2 conectores  
**Referências:** LAND ROVER UMB100100

ref. 44.F40601


NOVO



**Especificações:** 2 conectores  
**Referências:** DACIA 6001543163, 7700422630, EPS 1.860.096, GM GENERAL MOTORS 91167519, KW 560096, MITSUBISHI M474114, MW30899625, NISSAN 32005-00QAA, OPEL 4410080, 4414385, 91167519, RENAULT 6001543163, 7700422630, 7700778780, 7700802640, 8200655638, 8200655648, VAUXHALL 91167519, VOLVO 30899625, 3474114, 34741140

ref. 44.F40760

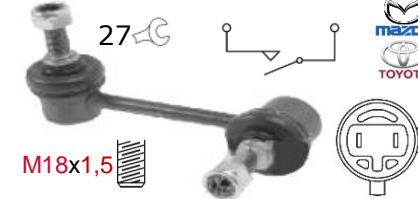
NOVO



**Especificações:** 2 conectores, comprimento do cabo 370mm  
**Referências:** EPS 1.860.155, GM GENERAL MOTORS 96058578, 96063853, KW 560155, SUZUKI 37610-60A00, 37610-83001, 37610-60A00-000, 37610-60A01, 37610-60A01-000

ref. 44.F40840

NOVO



**Especificações:** Comprimento do cabo 103,5mm  
**Referências:** EPS 1.860.087, GM GENERAL MOTORS 94840339, KW 560087, TOYOTA 84210-01010, 84210-60021, MAZDA F151-34150, F189-34150, GA2A-34150, GA2A-34150-A, GD1E-34150, L206-34150-A, L206-34150-B, TRW JTS193, JTS219

ref. 44.F40895

NOVO



**Especificações:**  
**Referências:** EPS 1.860.309, HYUNDAI 93860-49600, 93860-49650, KIA 0K30A-17640, 93860-49600, 93860-49650, KW 560309

ref. 44.F41180


NOVO



**Referências:** EPS 1.860.114, KW 560114, RENAULT 7700778781

ref. 44.F41246


NOVO



**Especificações:**  
**Referências:** EPS 1.860.211, HYUNDAI 93860-02001, 93860-02002, 93860-02003, 93860-02010, 93860-02003, KW 560211, SUBARU 84210-12040

ref. 44.F41247

NOVO



**Referências:** EPS 1.860.202, FUSO / MITSUBISHI ME581047, KW 560202

ref. 44.F41300

NOVO

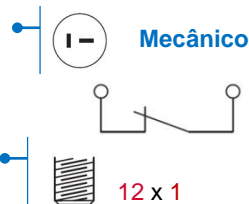


**Referências:** MERCEDES TRUCKS 0015457409

<p>ref. <b>44.F21010</b> <b>44.330062</b> </p> <p><b>Hidráulico</b></p> <p>6,35 mm</p> <p>1/8 x 27 NPFT</p> <p>Referências: ALFA ROMEO 10500452000/00, EPS 1.810.101, FIAT 31331116, 4165210, 631331116, KW 510101</p>	<p>ref. <b>44.F21020</b></p> <p><b>Hidráulico</b></p> <p>6,35 mm</p> <p>10 x 1</p> <p>Referências: BOSCH 0344004018, EPS 1.810.102, KW 510102, VW 113945515H</p>	<p>ref. <b>44.0986345408</b> </p> <p><b>Pneumático</b></p> <p>Especificações: 2 pólos</p> <p>Referências: Bosch 0986345408, 5930121614717, 5930-12-161-4717, 3165142959610</p>
<p>ref. <b>44.F21080</b> <b>44.330063</b> </p> <p><b>Hidráulico</b></p> <p>6,35 mm</p> <p>10 x 1</p> <p>Referências: BOSCH 0344004018, EPS 1.810.102, KW 510102, VW 113945515H</p>	<p>ref. <b>44.F21210</b></p> <p><b>Hidráulico</b></p> <p>10 x 1</p> <p>Referências: BOSCH 0344004018, EPS 1.810.102, KW 510102, VW 113945515H</p>	<p>ref. <b>44.F21040</b></p> <p><b>Hidráulico</b></p> <p>6,35 mm</p> <p>7/16 x 20 UNF</p>
<p>ref. <b>44.F24030</b></p> <p><b>Mecânico</b></p> <p>5 mm</p> <p>14 x 1,5</p>	<p>ref. <b>44.F24070</b> <b>44.180731</b> </p> <p><b>Mecânico</b></p> <p>6,35 mm</p> <p>10 x 1</p> <p>Referências: CITROËN 453402, 7910033931, EPS 1.810.007, KW 510007, PEUGEOT 453402, TALBOT 453402, 7910033931</p>	<p>ref. <b>44.F24080</b></p> <p><b>Mecânico</b></p> <p>6,35 mm</p> <p>10 x 1</p> <p>Referências: CHRYSLER T0562527, EPS 1.810.008, KW 510008, RENAULT 7700511899, 7700544807, 7700562527, 7701348722</p>
<p>ref. <b>44.F24081</b></p> <p><b>Mecânico</b></p> <p>Contactos de Prata</p> <p>6,35 mm</p> <p>10 x 1</p> <p>Referências: CITROËN 453413, 7910017566, 91500881, 96001647, 96005949, EPS 1.810.009, KW 510009, PEUGEOT 453404, 453413, TALBOT 9150088180</p>	<p>ref. <b>44.F24100</b></p> <p><b>Mecânico</b></p> <p>6,35 mm</p> <p>12 x 1,25</p>	<p>ref. <b>44.F24120</b> <b>44.71003</b> </p> <p><b>Mecânico</b></p> <p>12 x 1,75</p> <p>Referências: FORD 1478163, 1572591, 6088639, 71BB13480AC, 71BB13480AD, E0RZ-13480-A</p>
<p>ref. <b>44.F24130</b> <b>44.330686</b> <b>44.180732</b> </p> <p><b>Mecânico</b></p> <p>6,35 mm</p> <p>12 x 1</p> <p>Referências: CITROËN 5422483, 95494332, EPS 1.810.010, KW 510010, VOLVO 3292319, 32923195</p>	<p>ref. <b>44.F24150</b></p> <p><b>Mecânico</b></p> <p>6,35 mm</p> <p>12 x 1</p> <p>Referências: BMW 1368786, 61311350645, 61311368786, 61311379830, EPS 1.810.014, KW 510014, MERCEDES-BENZ A0005455309, A0005456809, SAAB 7334642, VOLVO 3544691, 35446913, 679364, 6793640, VW 481945515</p>	<p>ref. <b>44.F24160</b></p> <p><b>Mecânico</b></p> <p>12 x 1,75</p> <p>Referências: EPS 1.810.003, FORD 1478163, 1572591, 6088639, 71BB-13480-AC, 71BB-13480-AD, E0RZ-13480-A, KW 510003</p>

\* As marcas e números originais servem apenas como referência, excepto onde mencionadas como tal.

ref. 44.F24180

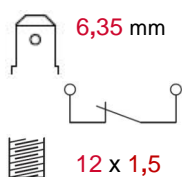


Referências: MERCEDES-BENZ 0005456909, 0545690964, 6315450009, A005456909, A0545690964, A6315450009, VW 2D0945515, 477945515

ref. 44.F24200  
44.180729  
44.330034



Mecânico



Referências: EPS 1.810.004, KW 510004, OPEL 1240590, 90059562, SAAB 8577702, 8577736

ref. 44.F24210  
44.330042



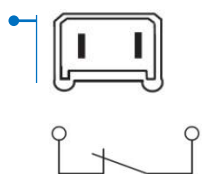
Mecânico  
6,35 mm

Referências: EPS 1.810.041, FORD 1604918, 6089985, 82GB-13480-AA, E5RY-13480-A, KW 510041, MAZDA 1E03-66-490, MERCEDES-BENZ A0015450709, VOLVO 3412682, 34126821, VW 547945515A

ref. 44.F24220



Mecânico



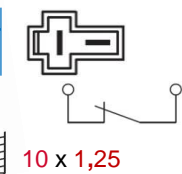
Referências: EPS 1.810.075, GM GENERAL MOTORS 9120784, KW 510075, MITSUBISHI MB953385, OPEL 4405731, 9120784, RENAULT 7700785258, VAUXHALL 9120784, VOLVO 30870941, 308709419

ref. 44.F24270



Mecânico

Cabo  
150 mm

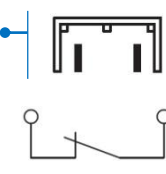


Referências: DAIHATSU 84340-87601-000, 84340-87602-000, 84340-87603-000, EPS 1.810.027, KW 510027, MITSUBISHI MA616125, MB113080, MB196506, SUBARU 68214-0140, 78331-1000, 78331-1001, 78331-1020, TOYOTA 84340-26010

ref. 44.F24280  
44.180778  
44.330072



Mecânico

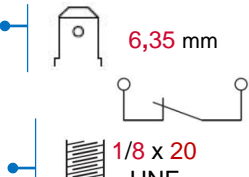


Referências: EPS 1.810.080, KW 510080, SEAT 0003954674, SE023952.510B

ref. 44.F24300  
44.330041



Mecânico



Referências: EPS 1.810.034, KW 510034, LAND ROVER 13H3735L, 560864, 13H3735L, ROVER 13H3735, 13H3735SLP, TALBOT 71240568

ref. 44.F24310  
44.330429



Mecânico

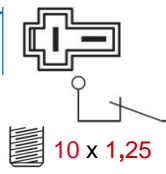


Referências: CHEVROLET / DAEWOO 90196375, 94580647, 96567247, EPS 1.810.050, GM GENERAL MOTORS 90196375, 90504499, 94580647, 96567247, HOLDEN 90196375, KW 510050, LAND ROVER XKB100080L, MG XKB100080, OPEL 1239433, 1240591, 90196375, 90504499, ROVER XKB100080, VAUXHALL 90196375, 90504499

ref. 44.F24330  
44.330040



Mecânico

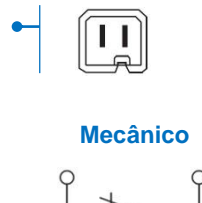


Referências: EPS 1.810.022, HYUNDAI 93820-73012, KW 510022, TOYOTA 84340-12020, 84340-22072, 84340-12021, 84340-20011, 84340-22040, 84340-22060, 84340-22071, 84340-35010, 84340-36030

ref. 44.F24340



Mecânico

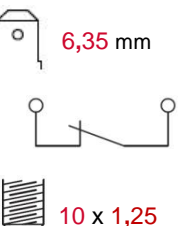


Referências: EPS 1.810.070, KW 510070, PEUGEOT 453409

ref. 44.F24350



Mecânico

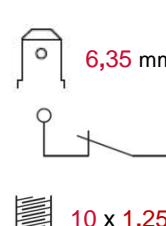


Referências: EPS 1.810.025, KW 510025, MITSUBISHI MA600958, NISSAN 25320-H8500

ref. 44.F24360



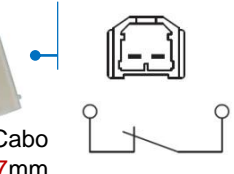
Mecânico



ref. 44.F24365  
44.330822



Mecânico

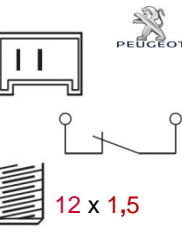


Referências: CITROËN 453425, 453460, EPS 1.810.147, FIAT 1320175080, 1326102080, KW 510147, PEUGEOT 453425, 453460

ref. 44.F24370



Mecânico

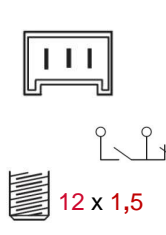


Referências: CITROËN / PEUGEOT 6552CZ, EPS 1.810.066, FIAT / INNOCENTI / LANCIA 7619027, KW 510066

ref. 44.F24380



Mecânico



Referências: ALFA ROMEO 161364408001/00, 60531609, EPS 1.810.067, FIAT 7619028, 7619084, 82419960, 82444120, KW 510067, LANCIA 7619028

\* As marcas e números originais servem apenas como referência, excepto onde mencionadas como tal.



ref. **44.F24390**  
**44.330336**  
**44.180752** NOVO

5/6,35 mm

12 x 1,5

**Mecânico**

Referências: ALFA ROMEO 113306517700/00, 60515008, EPS 1.810.049, FIAT 5954516, 5964877, 82416970, KW 510049

ref. **44.F24400**  
**44.330050** NOVO

**Mecânico**

Referências: ALFA ROMEO 7627639, 7682537, CITROËN / PEUGEOT 453417, 4534 41, EPS 1.810.068, FIAT / LANCIA 7627639, 7682537, INNOCENTI 7627639, KW 510068

ref. **44.F24410**  
**44.330051** NOVO

**Mecânico**

Referências: ALFA ROMEO 46530958, 60805125, 7627401, CITROËN / PEUGEOT 453432, EPS 1.810.069, FIAT 46530958, 46543839, 7682536, 46742766, 7627401, 500319244, 60805125, IVECO 500026710, 500319244, 500027942, KW 510069, LANCIA 46530958, 46543839, 7627401, 7682536

ref. **44.F24411**  
**44.330518** NOVO

**Mecânico**

Referências: ALFA ROMEO 46742974, 51713873, 60816507, 60801959, CITROËN / PEUGEOT 453439, 453445, 453449, EPS 1.810.179, FIAT / LANCIA 46742974, 51713873, 60801959, 60816507, KW 510179

ref. **44.F24412**

**Mecânico**

Referências: ALFA ROMEO 46742974, 51713873, 60816507, 60801959, CITROËN / PEUGEOT 453439, 453445, 453449, EPS 1.810.179, FIAT / LANCIA 46742974, 51713873, 60801959, 60816507, KW 510179

ref. **44.F24413**  
**44.330517** NOVO

**Mecânico**

Referências: ABARTH 46840510, 60801906, 60816501, ALFA ROMEO 46840510, 60669020, 60801906, CHRYSLER 46840510, CITROËN PEUGEOT 453450, EPS 1.810.161, FIAT 46840510, 60801906, 60816501, FORD 1543231, 1565244, 9551-13480-AA, 9551-13K198-AA, KW 510161, LANCIA 46840510, 60669020, 60801906, MASERATI 201957

ref. **44.F24415**

**Mecânico**

Referências: ALFA ROMEO / FIAT / LANCIA 60668847, CITROËN / PEUGEOT 453443, EPS 1.810.196, KW 510196

ref. **44.F24420**  
**44.330440** NOVO

**Mecânico**

Referências: AUDI / SEAT / SKODA / VW 191945515, 191945515A, 191945515B, 1H9M945515, 6K0945515, EPS 1.810.055, FORD 1038624, 1044350, 95VW-13480-BB, 7215734, 95VW-13480-AA, 95VW-13480-BA, KW 510055

ref. **44.F24440**  
**44.330704**  
**44.180785** NOVO

**Mecânico**

Referências: CITROËN / PEUGEOT 453421, 453452, 453435, 96040821, EPS 1.810.091, FIAT / LANCIA 9604082180, 9653868480, KW 510091

ref. **44.F24450**  
**44.180755**  
**44.330044** NOVO

10 x 1,25

**Mecânico**

Referências: EPS 1.810.052, KW 510052, NISSAN 25320-0B000, 25320-28E00, 25320-01B00, OPEL 1240552, SUBARU 83311-AA010, 83311-TA010, 83311-AA011

ref. **44.F24460**  
**44.330046** NOVO

**Mecânico**

Referências: BMW 61311378207, 61311378208, 61318360420, 8360420, EPS 1.810.058, KW 510058

ref. **44.F24470**  
**44.330053** NOVO

12 x 1

**Mecânico**

Referências: AEPS 1.810.073, KW 510073, MERCEDES-BENZ A0005453509, A0005458709

ref. **44.F24480**

**Mecânico**

Referências: CHRYSLER T0781615, EPS 1.810.072, KW 510072, RENAULT 7700781615

ref. **44.F24490** NOVO

**Mecânico**

Referências: EPS 1.810.104, KW 510104, NISSAN 25320-70J00

ref. **44.F24495**  
**44.330711** NOVO

**Mecânico**


Referências: EPS 1.810.165, INFINITI 25320-4M400, KW 510165, NISSAN 25320-4M400, 25320-4M40A, 25320-4M50A, RENAULT 253204M400

\* As marcas e números originais servem apenas como referência, excepto onde mencionadas como tal.

<p>ref. <b>44.F24500</b> <b>44.330436</b> <small>NOVO</small></p> <p><b>Mecânico</b></p> <p>Referências: CHEVROLET / DAEWOO 96212027, EPS 1.810.098, GM GENERAL MOTORS 90307473, 96212027, HOLDEN 90307473, KW 510098, OPEL 1240596</p>	<p>ref. <b>44.F24505</b></p> <p><b>Mecânico</b></p> <p>Referências: EPS 1.810.155, GM GENERAL MOTORS 9132299, KW 510155, OPEL 1240008, 9132299, VAUXHALL 9132299</p>	<p>ref. <b>44.F24510</b> <b>44.330434</b> <small>NOVO</small></p> <p><b>Mecânico</b></p> <p>Referências: FIAT 60585583, GM GENERAL MOTORS 96312343, OPEL 1240592, 90243815, 90244648, SAAB 4233342</p>
<p>ref. <b>44.F24515</b></p> <p><b>Mecânico</b></p> <p>Referências: FIAT 60585583, GM GENERAL MOTORS 96312343, OPEL 1240592, 90243815, 90244648, SAAB 4233342</p>	<p>ref. <b>44.F24516</b></p> <p><b>Mecânico</b></p>	<p>ref. <b>44.F24517</b></p> <p><b>Mecânico</b></p> <p>Referências: GM GENERAL MOTORS 09149766, 13118574, 90460326, 9149766, OPEL 6240058, 6240157, SUZUKI 37740-T86G10, 37740T86G10-000</p>
<p>ref. <b>44.F24530</b> <b>44.330433</b> <b>44.180799</b> <small>NOVO</small></p> <p><b>Mecânico</b></p> <p>Referências: BMW 61311382385, 61318360417, EPS 1.810.081, GM GENERAL MOTORS 90458542, 90563455, KW 510081, LAND ROVER AMR2010, PRC9915, OPEL 1240598, 1240683</p>	<p>ref. <b>44.F24540</b></p> <p><b>Mecânico</b></p> <p>Cabo 150mm</p> <p>10 x 1,25</p> <p>Referências: EPS 1.810.057, HYUNDAI 93810-21000, 93840-31000, 93810-21001, 93810-21100, 93810-21101, 93810-24000, KIA 93810-24000, KW 510057, MITSUBISHI 93810-21101, 93810-24000</p>	<p>ref. <b>44.F24550</b></p> <p><b>Mecânico</b></p> <p>10 x 1,25</p> <p>Referências: ACURA 35350-SE0-013, EPS 1.810.062, HONDA 35350-SE0-003, 35350-SE0-013, 35350-SE0-A01, 35350-SE0-A02, 35350-SE0-A03, XKB100050, ISUZU 5-86202759-0, KW 510 062, ROVER XKB100050</p>
<p>ref. <b>44.F24560</b></p> <p><b>Mecânico</b></p> <p>12 x 1,5</p> <p>Referências: AUDI 443945515, EPS 1.810.087, KW 510087, VW 443945515</p>	<p>ref. <b>44.F24565</b> <b>44.330328</b> <small>NOVO</small></p> <p><b>Mecânico</b></p> <p>12 x 1,5</p> <p>Referências: AUDI / SKODA / VW 4A0945515, 4A0945515A, EPS 1.810.126, KW 510126</p>	<p>ref. <b>44.F24590</b> <b>44.330058</b> <small>NOVO</small></p> <p><b>Mecânico</b></p> <p>Referências: CHRYSLER 5101495AA, EPS 1.810.088, KW 510088, MERCEDES-BENZ A0005457709, A0005458609, A0005459909, A0015450109, A001545010928, SSANGYONG 8571011020</p>
<p>ref. <b>44.F24595</b> <b>44.330532</b> <small>NOVO</small></p> <p><b>Mecânico</b></p> <p>Referências: EPS 1.810.206, KW 510206, MERCEDES-BENZ A0015452109, A001545210928, A0015453109, A0015456409</p>	<p>ref. <b>44.F24600</b> <b>44.330701</b> <small>NOVO</small></p> <p><b>Mecânico</b></p> <p>12 x 1,5</p> <p>Referências: ACURA 36750-SE0-013, DAEWOO 8571005020X, 8571005030X, EPS 1.810.044, GM GENERAL MOTORS 94109863, HOLDEN 8941098630, HONDA 36750-SE0-003, 36750-SE0-013, ISUZU 8-94109863-0, 9-410986-3, KIA 0K20C-66-490A, 93810-3E000, KW 510044, MITSUBISHI MB487644, MB596608, OPEL 1240554, 94109863, SSANGYONG 8571005020X, 8571005030X, VAUXHALL 94109863</p>	<p>ref. <b>44.F24610</b> <b>44.330061</b> <small>NOVO</small></p> <p><b>Mecânico</b></p> <p>12 x 1,5</p> <p>Referências: EPS 1.810.092, HONDA 35350-SK3-G01, 35350-SK4-E01, 35350-SK4-E00, KW 510092, MG / ROVER XKB10001, XKB10003</p>

\* As marcas e números originais servem apenas como referência, excepto onde mencionadas como tais.

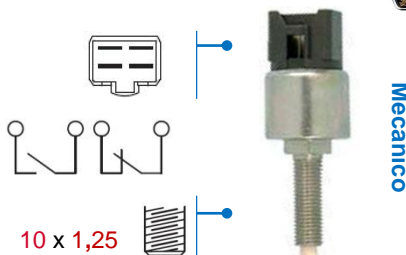
ref. 44.F24615



Mecânico

Referências: EPS 1.810.125, HYUNDAI 93810-32000, 93810-3K000, 93810-32001, KW 510125

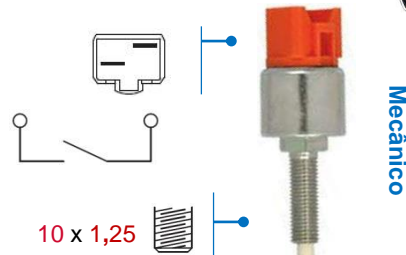
ref. 44.F24620



Mecânico

Referências: EPS 1.810.119, HONDA 36750-S74-D00, KW 510119, MG / ROVER XKD10004

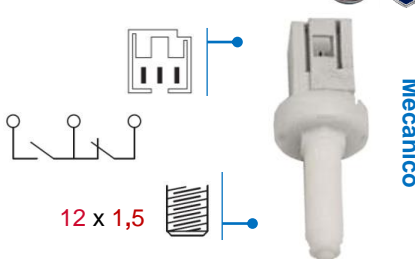
ref. 44.F24630



Mecânico

Referências: EPS 1.810.157, FIAT 46512059, 500365771, IVECO 500365771, KW 510157, LANCIA 46512059


ref. 44.F24650



Mecânico

Referências: EPS 1.810.077, FIAT 82444707, KW 510077, LANCIA 82444707

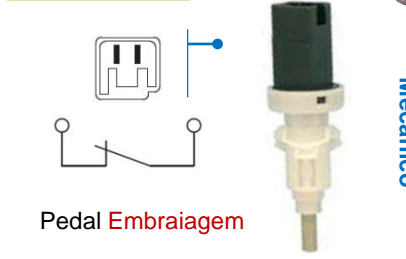
ref. 44.F24660



Mecânico

Referências: ALFA ROMEO / FIAT 46433243, 60812838, 60813513, 60814623, 82483048, 46433243, CITROËN 453429, EPS 1.810.108, KW 510108, LANCIA 46433243, 60662905, 82483048, PEUGEOT 453429


ref. 44.F24665



Mecânico

Referências: EPS 1.810.157, FIAT 46512059, 500365771, IVECO 500365771, KW 510157, LANCIA 46512059


ref. 44.F24680  
44.330059



Mecânico

Referências: EPS 1.810.089, HOLDEN 8434032050, 8434032090, HONDA 35350-S04-003, KW 510089, LEXUS 84340-32050, 84340-42010, 84340-32090, 84340-35020, TOYOTA 84340-30080, 84340-32050, 84340-32090, 84340-35020, 84340-42010, 84340-47010, 84340-32050, VW J8434032050

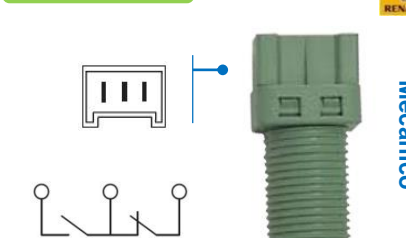
ref. 44.F24690



Mecânico

Referências: EPS 1.810.090, HOLDEN 8434032110, KW 510090, LEXUS / TOYOTA 84340-06010, 84340-32110, 84340-35030, 84340-42020, 84340-47020, 84340-50020, TOYOTA 84340-20060, 84340-32070, 84340-32120

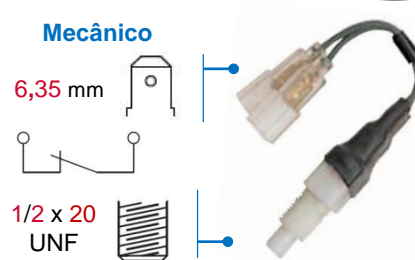
ref. 44.F24700



Mecânico

Referências: EPS 1.810.113, KW 510113, RENAULT 7700791178


ref. 44.F24710



Mecânico

Referências: EPS 1.810.059, KW 510059, LAND ROVER PRC4297, PRC4927, ROVER PRC4927

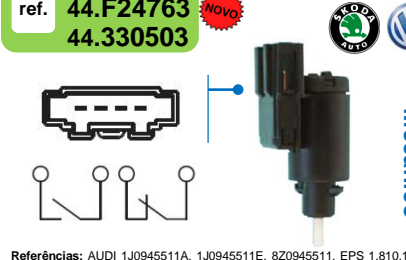
ref. 44.F24720



Mecânico

Referências: CITROËN / PEUGEOT 218923, EPS 1.810.169, FORD 3922097, XM34-13480-BA, GM GENERAL MOTORS 96058582, HYUNDAI 93810-1C100, 93810-22100, 93810-28000, 93840-31000, KIA 93810-1C100, 93810-22100, KW 510169, MITSUBISHI MB229024, SUBARU 37740-60D01, 37740-60D10, SUZUKI 37740-60A00, 37740-60D00-000, 37740-60A00-000, 37740-60D01, 37740-60D01-000, TOYOTA 84340-32030

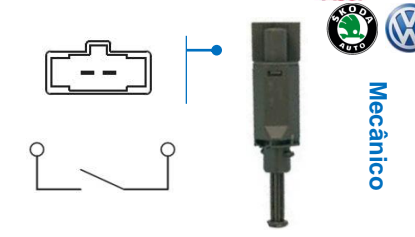
ref. 44.F24760



Mecânico

Referências: AUDI 1J0945511A, 1J0945511E, 8Z0945511, EPS 1.810.151, KW 510151, PORSCHE 95561311031, 95561311033, 95561311032, SEAT / SKODA / VW 1J0945511A, 1J0945511C, 1J0945511D, 1J0945511E, 8Z0945511, VW 1J0945511F, 1J0945515, 8Z0945511

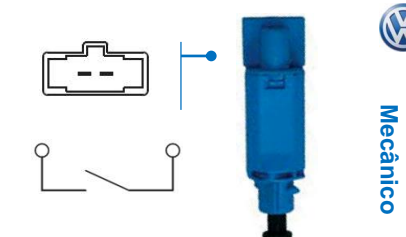
ref. 44.F24772



Mecânico

Referências: AUDI 1H0927189A, 1H0927189D, 1H0927189E, EPS 1.810.143, FORD 1044903, 95VW-9E740-BB, 7291993, 95VW-9E740-BA, KW 510143, SEAT / SKODA 1H0927189A, 1H0927189D, VW 1H0927189A, 1H0927189E, 1H0927189D

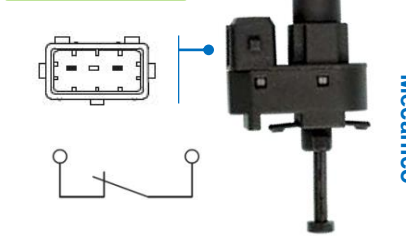
ref. 44.F24773



Mecânico

Referências: EPS 1.810.142, FORD 1044902, 95VW-9E740-AB, 7262702, 95VW-9E740-AA, KW 510142, SEAT / VW 1H0927189C, VW 1H0927189

ref. 44.F24810



Mecânico

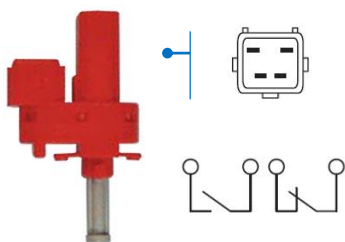
Referências: EPS 1.810.111, FORD 1062670, 93BB-13480-BC, 1088170, 93BB-13480-AF, 1119830, 1STT-13480-AA, 6772962, 6908895, 7029401, 93BB-13480-BB, FSZ-13480-A, YS4Z-13480-AA, JAGUAR C2S3680, KW 510111, MAZDA DD14-66-490



ref. 44.F24835



Mecânico

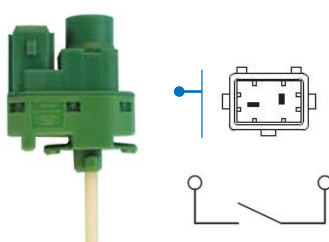


Referências: EPS 1.810.140, FORD 1018344, 94BB-7C534-AC, 1066391, 98AB-7C534-BA, 7029402, JAGUAR C2S3682, KW 510140

ref. 44.F24840



Mecânico

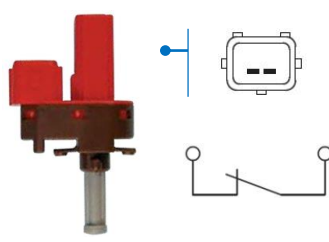


Referências: EPS 1.810.137, FORD 7029406, 94BB-9C872-AC, JAGUAR C2S3685, KW 510137, MAZDA DD10-66-490

ref. 44.F24845



Mecânico

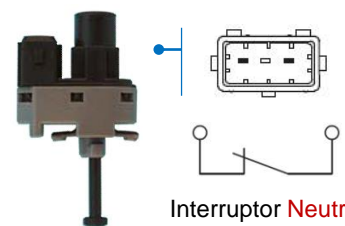


Referências: EPS 1.810.171, FORD 1024901, 95BB-7C534-AC, 1066389, 98AB-7C534-AA, 1143409, 2S6T-7C534-AA, 7029403, JAGUAR C2S3683, KW 510171, MAZDA GJ6A-66-49Y, GJ6A-66-49YA, SAAB 5532205

ref. 44.F24850



Mecânico



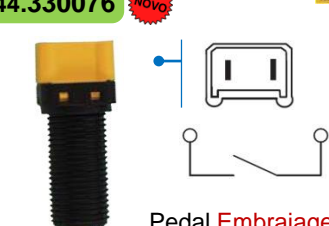
Interruptor Neutro

Referências: EPS 1.810.111, FORD 1062670, 93BB-13480-BC, 1088170, 1119830, 1S7T-13480-AA, 6772962, 6908895, 7029401, 93BB-13480-AF, 93BB-13480-BB, F5RZ-13480-A, YS4Z-13480-AA, JAGUAR C2S3680, KW 510111, MAZDA DD14-66-490

ref. 44.F24860  
44.330076



Mecânico



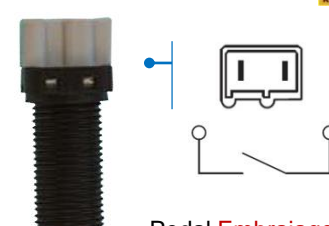
Pedal Embraiagem

Referências: EPS 1.810.134, GM GENERAL MOTORS 95526027, KW 510134, OPEL / VAUXHALL 95522547, 95523539, 95526027, RENAULT 7700844331

ref. 44.F24870



Mecânico



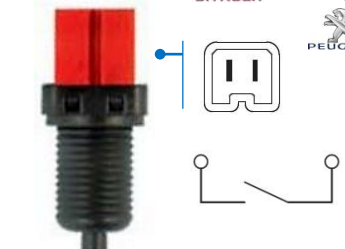
Pedal Embraiagem

Referências: EPS 1.810.115, KW 510115, RENAULT 7700410418, 7700811340

ref. 44.F24885



Mecânico

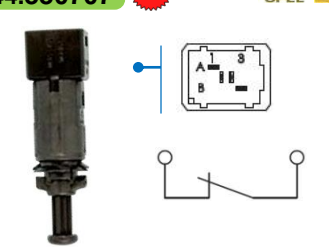


Referências: CITROËN / PEUGEOT 453427, EPS 1.810.187, FIAT 9622578880, KW 510187

ref. 44.F24890  
44.330707



Mecânico



Referências: DACIA 7700414986, EPS 1.810.148, GM GENERAL MOTORS 9160984, KW 510148, NISSAN 25320-00QAB, OPEL 4414063, 4500684, 9160984, RENAULT 7700414986, 7700842697, VAUXHALL 9160984

ref. 44.F24891  
44.330708



Mecânico

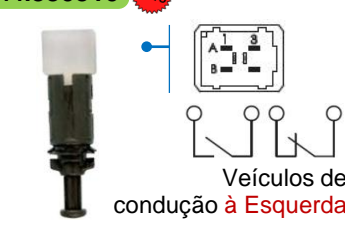


Referências: EPS 1.810.150, GM GENERAL MOTORS 91166991, KW 510150, MITSUBISHI 8614A108, NISSAN 25320-00QAC, OPEL 4408512, 91166991, RENAULT 7700431512, 8200110894, RENAULT TRUCKS 7700431512, VAUXHALL 91166991

ref. 44.F24895  
44.330510



Mecânico




Veículos de condução à Esquerda

Referências: EPS 1.810.149, GM GENERAL MOTORS 93852863, KW 510149, MITSUBISHI MR977584, NISSAN 25320-00QAA, OPEL 4404452, 4415882, 93852863, 9112452, RENAULT 7700414989, RENAULT TRUCKS 7700414988, SMART A4545450214, VAUXHALL 9112452, 93852863

ref. 44.F24896



Mecânico

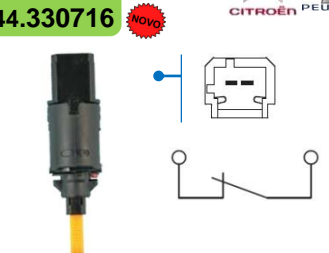


Referências: CITROËN / PEUGEOT 453428, EPS 1.810.192, FIAT 9639888380, KW 510192, LANCIA 9639888380, TOYOTA SU001-A1100

ref. 44.F24897  
44.330716



Mecânico

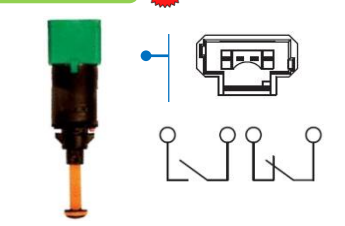


Referências: CITROËN / PEUGEOT 453444, 9634667980, EPS 1.810.194, KW 510194

ref. 44.F24899  
44.330629



Mecânico

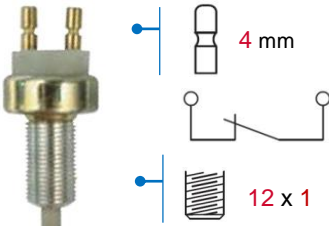


Referências: CITROËN / PEUGEOT 1606480480, 453448, 453465, 9650688480, 9665602380, DS 453465, EPS 1.810.213, FIAT / LANCIA 9150103780, 9650688480, 9665602380, KW 510213, TOYOTA SU001-A0447

ref. 44.F25030



Mecânico

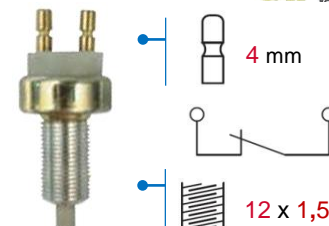


Referências: EPS 1.810.073, KW 510073, MERCEDES-BENZ A0005453509, A0005458709

ref. 44.F25040




Mecânico



Referências: EPS 1.970.487, KW 470487, MERCEDES-BENZ A0001501980, A0001502680, A0001502780, A2729060060

\* As marcas e números originais servem apenas como referência, excepto onde mencionadas como tal.

ref. **44.F25050**  
**44.180730** **NOVO**



**Referências:** EPS 1.810.006, FORD D272-13480-A, GM GENERAL MOTORS 96052137, HOLDEN 3774066010, KW 510006, MARUTI 37740-66010, MAZDA 0233-66-790, 0727-67-210, MITSUBISHI MB113078, MT138890, SUZUKI 37740-66010, 37740-66010-000

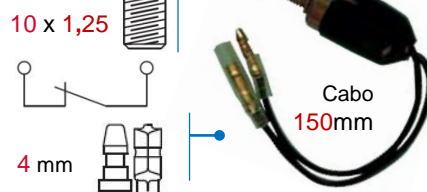
ref. **44.F25060**



**Referências:** DAIHATSU 84340-87202, EPS 1.810.028, KW 510028, NISSAN 25320-89910, 25320-H1000, 25320-H5001, B5320-89910


ref. **44.F25080**

**Mecânico**



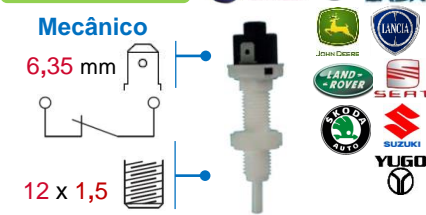
**Referências:** EPS 1.810.026, GM GENERAL MOTORS 94156821, HONDA 35350-634-003, ISUZU 5-82440015-0, 9-94120250-0, KW 510026, OPEL 1240553, 4291810

ref. **44.F25120**




**Referências:** EPS 1.810.201, KW 510201, MERCEDES-BENZ A6315450709

ref. **44.F24010**



**Referências:** ALFA ROMEO 105646417701/00, 105646517701/00, 60701852, EPS 1.810.000, FIAT 4067916, 124209, 4177122, 4177124, 4220470, 4345643, 4345645, 4381973, 46785168, 82304822, IVECO 4067916, 4124209, 4345645, 504156184, KW 510000, LADA 21010-3720000-00, 2101-3720000, LANCIA 4345645, PEUGEOT 453406, SEAT 4381973, SE127952.000A, SKODA 115939070, 6U0945515A, 6U0945515, VW 115939070, 6U0945515A, ZASTAVA 01009677, 04177124

ref. **44.F27020**



ref. **44.0911145** **NOVO**



**Especificações:** Funcionamento manual (acionamento por pedal), 4 pólos  
**Referências:** VAG 4F0945459A, 4F0945459B

ref. **44.330043**  
**44.F24545** **NOVO**




**Referências:** HYUNDAI 93810-32000, 93810-32001, 93810-38100, 93810-38110, 93810-3K000

ref. **44.330047** **NOVO**



**Referências:** SAAB 9505462

ref. **44.181345**  
**44.330035**  
**44.F24080**  
**44.F24081** **NOVO**



**Especificações:** 2 pólos

**Referências:** CITROËN / PEUGEOT 453402, 453404, 453413, 7910033931, 91500881, 96001647, 96005949, MASSEY FERGUSON 3380073 M01, RENAULT 7700511899, 7700544807, 7700562527, 7701348722

ref. **44.330074**  
**44.F24880** **NOVO**



**Referências:** CITROËN / PEUGEOT 453426, 6552W5, FIAT 9606177280, 9619403980

ref. **44.F18115**  
**44.330405** **NOVO**



**Especificações:** 2 pólos  
**Referências:** VOLVO 1087963, 20382508

ref. **44.F24762**  
**44.330544** **NOVO**



**Especificações:** 4 conectores  
**Referências:** VW 1C0945511A, 1C0945511ANAR, 1C0945511ARDW

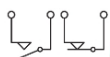
ref. **44.F24761**  
**44.330545** **NOVO**



**Referências:** AUDI / BENTLEY / SEAT / SKODA / VW 1K2945511, 1K2945511RDW, 1K2945511NAR, 1K2945511RDW, 3B0945511, 3B0945511, A3B0945511D, 3B0945511B, 3B0945511C, 7L6945511, 8E0945515, EPS 1.810.229, KW 510229

ref. **44.F24519**  
**44.330547**

**NOVO**



**Mecânico**



**Especificações:** 4 conectores

**Referências:** EPS 1.810.205, GENERAL MOTORS 13118574, 13173407, KW 510205, OPEL / VAUXHALL 13118574, 13173407, 6240233, 6240289, SUBARU 37740-86G00, 37740-86G10, SUZUKI 37740-86G10, 37740-86G10-000

ref. **44.330614**

**NOVO**

**IVECO**



**Mecânico**

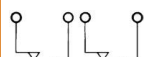


**Especificações:** 2 conectores


**Referências:** IVECO 4856030, TRW 602124

ref. **44.F24898**  
**44.330718**

**NOVO**



**Mecânico**

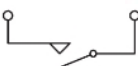


**Especificações:** 4 conectores


**Referências:** CITROËN / PEUGEOT 453440, 9643478880

ref. **44.F24790**  
**44.330720**

**NOVO**



**Mecânico**

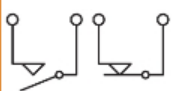


**Especificações:** 2 conectores


**Referências:** FIAT 055701396, 55701396, 71746722, GM GENERAL MOTORS 09185907, 55701396, 9185907, OPEL 13299720, 6239120, 6240187, SAAB 55701396, 9185907, SUZUKI 37740-83E00-000, 37740-N83E00

ref. **44.F24795**  
**44.330721**

**NOVO**



**Mecânico**



**Especificações:** 4 conectores


**Referências:** ABARTH / FIAT 55701395, CITROËN 6366F1, EPS 1.810.208, GM GENERAL MOTORS 09185906, 13178792, 55701395, KW 510208, OPEL / VAUXHALL 13178792, 6240462, 55701395, 6240180, 6240328, 9185906, PEUGEOT 6366F1, SAAB 55701395, 9185906

ref. **44.330722**

**NOVO**



**Mecânico**



**Especificações:** 2 conectores


**Referências:** CITROËN / PEUGEOT 218920, 218924, 9652843480, 9663928380

ref. **44.330723**

**NOVO**



**Mecânico**

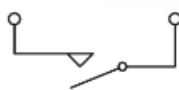


**Especificações:** 4 conectores

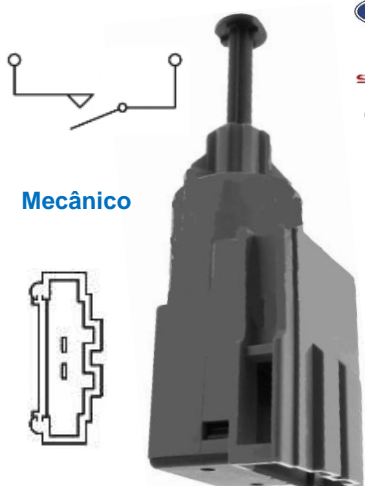
**Referências:** CITROËN / PEUGEOT 453454, FIAT 71742588, GM GENERAL MOTORS 93194931, OPEL 4710280, SUZUKI 37740-73H10-000, 37740-75H10-000, TOYOTA 84340-09020, 84340-09040, 84340-09070, 84340-19025, 84340-49025, 84340-49045, 84340-69015, 84340-69025

ref. **44.330725**

**NOVO**



**Mecânico**



**Especificações:** 2 conectores

**Referências:** AUDI / SEAT / SKODA / VW 1J0927189, 1J0927189E, 1J0927189F, 6Q0927189, 7H0927189, 8E0927189, 8E0927189B, EPS 1.810.220, FORD 1108770, 1457399, 1209514, 1457399, 6M21-9E740-BA, 1697669, YM21-9E740-AB, 6M21-9E740-AA, YM21-9E740-AA, 6M21-9E740-BA, KW 510220

ref. **44.F24591**  
**44.330727**

**NOVO**



**Mecânico**

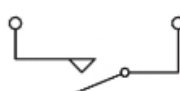


**Especificações:** 2 conectores

**Referências:** EPS 1.810.222, KW 510222, MERCEDES-BENZ A0045452114, A0065451014, VW 2E0907457, 2E0907457A, 2E0907457A

ref. **44.F24900**  
**44.330728**

**NOVO**



**Mecânico**



**Especificações:** 2 conectores

**Referências:** DACIA 8200276360, EPS 1.810.223, GM GENERAL MOTORS 93851952, 93868388, 95514760, KW 510223, MERCEDES-BENZ A4155450214, NISSAN 25320-00Q0D, 25320-00QAE, OPEL / VAUXHALL 1239208, 93868388, 4406542, 1239208, 4414818, 93851952, 95514760, RENAULT 253250007R, 8200168240, 8200276360, SMART A4535450214



ref. **44.F24901**  
**44.330729** **NOVO**



**Especificações:** 2 conectores

**Referências:** DACIA 8200276359, EPS 1.810.224, GM GENERAL MOTORS 93197677, KW 510224, MERCEDES-BENZ A4155450014, NISSAN 25320-00Q0B, OPEL / VAUXHALL 4419589, 93197677, 93197677, RENAULT 253250006R, 8200168239, 8200276359

ref. **44.F24902**  
**44.330730** **NOVO**



**Especificações:** 4 conectores

**Referências:** EPS 1.810.225, GM GENERAL MOTORS 93197675, KW 510225, MERCEDES-BENZ A4155450009, NISSAN 25320-00Q0A, OPEL / VAUXHALL 4419587, 93197675, 93197675, RENAULT 8200168238

ref. **44.F24903**  
**44.330731** **NOVO**



**Especificações:** 4 conectores

**Referências:** DACIA 8200276361, EPS 1.810.227, GM GENERAL MOTORS 93451999, KW 510227, NISSAN 25320-00QAF, OPEL / VAUXHALL 1241456, 93451999, RENAULT 8200276361

**Mecânico**


ref. **44.F24848**  
**44.330734** **NOVO**



**Especificações:** 2 conectores

**Referências:** EPS 1.810.237, FORD 1224326, 1227340, 4832219, 1677533, AA6T-9C872-AA, 3M5T-9C872-AA, 3M5T-9C872-AB, 3M5T-9C872-AC, BJ32-9C872-AA, JAGUAR C2C18352, C2S46706, KW 510237, LAND ROVER LR000246, XKB500100, LR005349, XKB500180, LR032955, MAZDA BR1A-66-470, VOLVO 30773936, 8691590

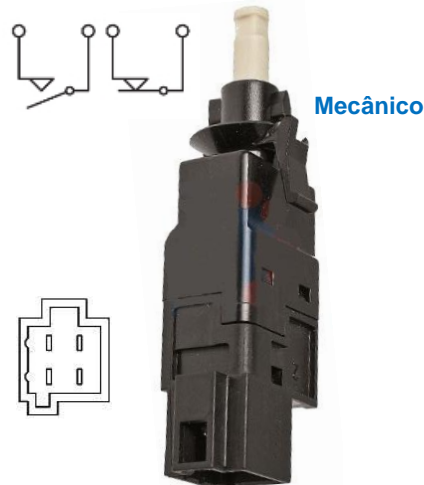
ref. **44.F24593**  
**44.330737** **NOVO**



**Especificações:** 4 conectores

**Referências:** EPS 1.810.252, KW 510252, MERCEDES-BENZ A0015454409, A0015456709, A0015459609, VW 2E0945515A, 2E0945515B


ref. **44.F24785**  
**44.330739** **NOVO**



**Especificações:** 4 conectores

**Referências:** EPS 1.810.260, KW 510260, MERCEDES-BENZ A0015452009, A0015458709, A0015453809

ref. **44.330741** **NOVO**



**Especificações:** 4 conectores

**Referências:** EPS 1.810.273, GM GENERAL MOTORS 9209772, 9213767, KW 510273, OPEL / VAUXHALL 4705469, 4706296, SUZUKI 37740-76G10, 37740-80G10-000, 37740-76G10-000, 37740-80G10-000, 37740-80G10, 37740-80G10-000

ref. **44.F40999**  
**44.330750** **NOVO**



**Especificações:** 2 conectores

**Referências:** DACIA 8200209496, 8200771472, EPS 1.860.271, GM GENERAL MOTORS 95507458, 95515260, KW 560271, LADA 82002-09496, NISSAN 32005-00Q0D, 32006-00QAA, 82002-09496, OPEL 4406782, 95515260, 4421512, 95507458, 95507458, 95515260, RENAULT 320054913R, 8200209496, 8200771472, VAUXHALL 95507458, 95515260

ref. 44.330755

NOVO



Mecânico

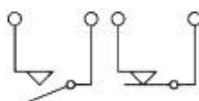


Especificações: 4 conectores

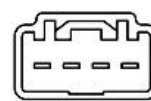
Referências: EPS 1.810.275, KW 510275, RENAULT 253200005R, 253209243R

ref. 44.330797

NOVO



Mecânico



Especificações: 4 conectores


Referências: ABARTH 6000613508, 6000635151, ASTON MARTIN 4G43-37-10037, EPS 1.810.245, FIAT 6000613508, 6000635151, FORD 4838697, 5454801, GL3T-9G854-BA, 7T4Z-13480-AA, 8T4Z-13480-A, 8T4T-9G854-AA, GL3T-9G854-BA, 8T4Z-13480-A, GL3T-9G854-BA, 8T4Z-13480A-FC, GL3T-9G854-BA, EX53-13480-AB, GL3T-9G854-BA, GPLA-9G854-AA, HK83-9G854-AA, HK83-9G854-AB, IVECO 5801491456, JAGUAR T2H10001, T2H34820, T2H8456, T2R2764, KW 510245, LAND ROVER LR072647, LR091224, MAZDA BN7N-66-490, BN7N-66-490A, VOLVO 31264377

ref. 44.330788

NOVO



Mecânico



Especificações: 2 conectores

Referências: MERCEDES-BENZ 0015454009, 001545400928, A0015454009, A001545400928, A001545400928

ref. 44.330807

NOVO



Mecânico



Especificações: 2 conectores


Referências: CHEVROLET 95368628, 95919314, 96436331, 96440925, 96874570, 96552789, DAEWOO 95368628, 95919314, 95368628, 96436331, 96440925, 96874570, 96552789, 96874570, EPS 1.810.251, GENERAL MOTORS 95368628, 96440925, 96874570, KW 510 251

ref. 44.F24796

NOVO

44.330815

Mecânico



Especificações: 4 conectores

Referências: ABARTH / CHRYSLER 50512681, ALFA ROMEO 50512681, 50520116, 53378929, K56038958AA, CITROËN 1608681280, 1617548580, 453472, EPS 1.810.247, FIAT 50512681, 50520116, 53378929, K56038958AA, FORD 1820183, CS51-13480-AA, 6W83-13480-AB, 7E5T-9G854-AA, GM GENERAL MOTORS 95509636, IVECO 5801366985, JAGUAR C2P14525, C2P3763, JEEP 50512681, 53378929, 56038958AA, K56038958AA, 56038958AC, K56038958AC, 68073610AA, K68073610AA, 68349583AA, K68349583AA, K56038958AA, K56038958AC, K56038958AC, K68349583AA, K68073610AA, 50512681, K68349583AA, KW 510247, LANCIA 50512681, LAND ROVER LR047598, XKB500030, XKB500110, OPEL / VAUXHALL 1240755, 95509636, PEUGEOT 1608681280, 1617548580, 453472, TESLA 1005124-00-A

ref. 44.F24544

NOVO



44.330863



M10x1,25

Mecânico

Especificações: 2 conectores

Referências: EPS 1.810.300, HYUNDAI 93810-2E000, 93810-38000, KIA 93810-2E000, 93810-38000, KW 510300

ref. 44.330934

NOVO



L= 92.5


Mecânico

Especificações: 4 conectores

Referências: RENAULT 253206170R

ref. 44.330940

NOVO



L= 85


Mecânico

Especificações: 4 conectores

Referências: CITROËN / PEUGEOT 453080, 453082, 453084, 453470, 9670430580, 9804869480, 9818232480

ref. 44.330941

NOVO



Mecânico

Especificações: 4 conectores

Referências: CITROËN / PEUGEOT 453081, 453083, 453085, 453471, 9672407680, 9805089880, 9818232580

ref. 44.F24692

NOVO

44.330964

Mecânico



Especificações: 4 conectores

Referências: CITROËN / PEUGEOT 1607679980, 453456, MITSUBISHI 8614A018, 8614A049, MR141211, MR307094, MW400005

ref. 44.F24681

NOVO



44.330970



Mecânico


11,7

Especificações: 2 conectores

Referências: CITROËN / PEUGEOT 453455, TOYOTA 84340-09030, 84340-19015, 84340-49035, 84340-69035

ref. 44.35129

NOVO




Especificações: 4 conectores

Referências: VAG 1K0945459A, 1K0945459C, 3C0698459A, - 3C0698459B, 5G0698459, 5N0945459A, 8P0698459, - 8P0698459A, 8P0698459B

ref. 44.F21050

NOVO

1/2x20 UNF




Hidráulico

Referências: PEUGEOT 4608.13, 4608.15, RENAULT 0854250300, 7701348720

ref. 44.F21060


NOVO



Referências: PEUGEOT 4040536724, 4608.11, TALBOT SG-87171030

ref. 44.F21070


NOVO



Referências: DAC 3719, JAGUAR 21B291L, ROVER 560793, ROVER 1800399, TALBOT 5043593

ref. 44.F24020

NOVO



Referências: PEGASO 583.694, 589.005, VOLVO 6793364-4

ref. 44.F24230

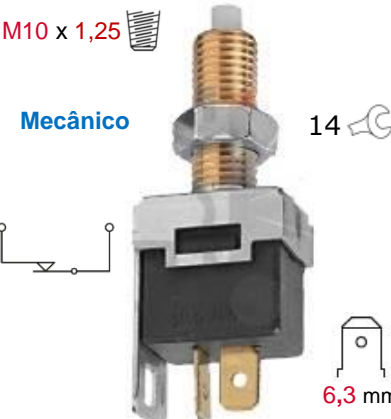
NOVO



Referências: RENAULT 7700700414, 7700732503, 7701349273

ref. 44.F24721

NOVO



Referências: DAIHATSU 84340-87401-000, EPS 1.810.017, FORD UH71 66490, GM GENERAL MOTORS 94840335, 94849185, 94851307, KIA 0B001-66-490B, MDX50-66490, 0B001-66-490C, KKY01-66490, MB002-66-490A, KW 510017, MAZDA B001-66-490, B001-66-490A, B001-66-490B, B002-66-490, B002-66-490A, UH71-66-490, MITSUBISHI MB435457, MR122560, MR329967, TOYOTA 84340-01010, 84340-10020, 84340-28010, 84340-30030, 84340-30040, 340-32010, VW J8434030030

ref. 44.F24782


NOVO



Referências: 96440927, 96874572, 96440927, LBLS168, 5012225568734

ref. 44.F24761F

NOVO



Referências: AUDI 1J0945511A, 1J0945511E, 8Z0945511, EPS 1.810.151, KW 510151, PORSCHE 95561311031, 95561311033, 95561311032, SEAT / SKODA / VW 1J0945511A, 1J0945511C, 1J0945511D, 1J0945511E, 8Z0945511

ref. 44.F24910


NOVO



Especificações: 4 conectores  
Referências: BOSCH 0204771205, 0204771206, MERCEDES-BENZ 4515450109, 4515450209\*, 4525450009, A4515450109, A4515450209\*, A4525450009

ref. 44.F25150

NOVO



Referências: SCANIA 288649




ref. **44.F12220**  
**44.180636**  
**44.330005**



Referências: BOSCH 0344101071, 0344101086, EPS 1.800.011, FORD 0409160, 1027970, 1066811, 1414897, 1647828, 3466716, 6080608, 6086163, 6170902, 6499475, 6513125, 6539971, 6716335, 81AB-9278-AA, 81AB-9278-BA, 81AE-9278-BA, 86AB-9278-BA, 86AB-9278-BB, 90AB-9278-AA, 90AB-9278-AB, 92BB-9278-AA, 98FB-9278-AA, D0H2-9278-A, D4AZ-9278-A, D5AF-9278-AA, KW 500011, MAZDA 1E00-18-501, 1E00-18-501A, 1E10-18-501, C201-18-501

ref. **44.F12230**  
**44.180639**  
**44.330007**



Referências: ACURA 37240-PD2-003, 37240-PT0-004, 37240-PT0-013, 37240-PT0-014, 37240-PT0-023, BOSCH 0986345003, 0986345009, EPS 1.800.015, GM GENERAL MOTORS 94118755, 94312940, 98013014, HONDA 37240-P2F-A01, 37240-PD2-003, 37240-PD2-004, 37240-PLZ-D00, 37240-PT0-003, 37240-PT0-004, 37240-PT0-013, 37240-PT0-014, 37240-PT0-023, ISUZU 5-86202831-0, 8-94118755-0, 8-94312940-0, 8-98013014-0, KW 500015, NISSAN 25240-89900, 25240-89901, 25240-89902, 25240-89910, 25240-D9700, 25240-Y9501, 25240-Y9700, OPEL 1238452, 1252561, 1252565, 94312940, 98013014, RENAULT 7701062674, ROVER GPS128, GPS160, GPS177, GPS182, GPS183, SAAB 5951241, VAUXHALL 94312940, 98013014

ref. **44.F11610**  
**44.180641**




Referências: AACURA 37240-634-671, BOSCH 0986345001, 0986345008, 0986345017, CHEVROLET 96408134, DAEWOO 37830A82010-000, 96408134, DAIHATSU 83530-14030-000, 83530-87705, 83530-87705-000, EPS 1.800.017, FORD 3024539, 3600688, E9BZ-9278-A, XM34-9278-BA, GM GENERAL MOTORS 91112377, 93193712, 96052138, 96053621, HONDA 37240-634-671, HYUNDAI 94610-73011, 94750-11010, 94750-11102, 94750-11110, 94750-21000, 94750-21010, 94750-21020, 94750-21030, 94750-42000, ISUZU 9-60536-21, KIA 94610-73011, 94750-21030, 94750-42000, KW 500017, MARUTI 37820-82001, MAZDA 1345-18-501, B366-18-501, B367-18-501, B367-18-501B, MITSUBISHI 94750-21010, 94750-21020, 94750-21030, MC840219, MD001483, MD017430, MD021566, MD021567, NISSAN 25240-89911, 76200048-0, 997245, OPEL 4708881, 93193712, SUBARU 37820-80G01, 37820-82001, 37820-82002, 82995-7000, 82995-6100, 82995-6101, SUZUKI 37820-73000, 37820-73000-000, 37820-73001, 37820-79600, 37820-79600-000, 37820-80G01, 37820-80G01-000, 37820-82000, 37820-82000-000, 37820-82001, 37820-82001-000, 37820-82002, 37820-82002-000, 37820-82003, 37820-82003-000, 37820-8200P-000, 37820M82060, 37820-82001-000, TOYOTA 83530-10010, 83530-10020, 83530-12010, 83530-12020, 83530-14010, 83530-14030, 83530-28030, 83530-30030, VAUXHALL 93193712, VW J8353014030

ref. **44.F12900**  
**44.330322**  
**44.180659**




Referências: AUDI 068919081, 068919081D, EPS 1.800.046, FORD 1669989, 95VW-9278-AA, KW 500046, MERCEDES-BENZ A0135420517, SEAT / SKODA / VW 068919081, 068919081D

ref. **44.F12370**  
**44.180678**




Referências: DACIA 6001543356, 8200671285, 7700777660, EPS 1.800.076, GM GENERAL MOTORS 9110231, 93192725, KW 500076, MITSUBISHI M882369, MV-31216548, NISSAN 25240-0000C, 25240-000AA, 770077660, 82006-71285, OPEL 4402231, 4418262, 9110231, 93192725, RENAULT 6001543356, 7700771825, 7700777660, 7701039667, 8200670482, 8200671284, 8200671285, VAUXHALL 9110231, 9201436, 93192725, VOLVO 30882369, 31216548, 3343427, 33434275

ref. **44.F11280**




ref. **44.F12436**  
**44.330366**  
**44.180341**



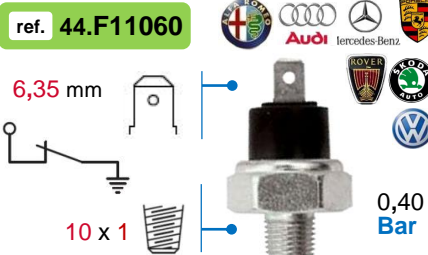
Referências: ALFA ROMEO / FIAT 55354325, CHEVROLET 55354325, 55571684, 96802844, CHRYSLER 68148354AA, EPS 1.800.141, GM GENERAL MOTORS 24461315, 55354325, 90534902, 96802844, JEEP 68148354AA, K68148354AA, K68329323AA, KW 500141, LANCIA K68148354AA, K68329323AA, OPEL 1252555, 1252573, 24461315, 55354325, 6240262, 90534902, VAUXHALL 24461315, 55354325, 90534902

ref. **44.F10610**



Referências: BOSCH 0986345008, HONDA 37240-657-003, 37240-657-013, 37240-657-305, 37240-P13-003, 37240-PA6-004, 37240-PCX-003, NISSAN 25240-T5500, SUZUKI 37820-82001, TOYOTA 83530-12040, 83530-14040, 83530-30080

ref. **44.F11060**



Referências: ALFA ROMEO 105480632300/00, 60506902, 60593846, 60595684, BMW 61311351799, BOSCH 0344101032, 0344101033, 0344101044, 0344101045, 0344101058, 0344101085, EPS 1.800.007, KW 500007, PORSCHE 90161357101, ROVER GPS137, VW 021919081, 021919081A, 021919081B, 021919081D, 028919081, 028919081C, 059919081, 113919081, 311919081A

ref. **44.F11070**  
**44.330004**



Referências: AUDI 021919081C, 056919081C, 028919081H, BOSCH 0344101082, 0344101083, EPS 1.800.008, KW 500008, SEAT / SKODA 021919081C, 056919081C, 028919081H, VOLVO 1257137, 12571378, VW 021919081C, 028919081H, 028919081I, 056919081C

ref. **44.F11200**  
**44.330001**



Referências: BMW 1354273, 61311243414, 61311354272, FIAT 4151243, 4151564, 4152127, 4304418, 4305685, 4431182, 4473333, 4998770, 5927407, LOMBARDINI 1076745050, MERCEDES-BENZ 0003043V002, 0045452614, A0003043V002, A0045452614, NEW HOLLAND 5927408, PIAGGIO 287887, VW 00A919081

ref. **44.F11250**



Referências: BOSCH 0344101036, EPS 1.800.023, FORD 3240239, 3248349, GM GENERAL MOTORS 08954566, 8954566, HOLDEN 8954566, KW 500023, OPEL 1252506, PORSCHE 98660620302, 98660620303

ref. **44.F11260**




Referências: ALFA ROMEO 60593847, 60805536, 60807764, BOSCH 0344101067, EPS 1.800.000, FIAT 4113322, 4249594, 4298311, 4414583, 4414599, 4422048, 4459907, 5428649, 5556508, 98469129, INNOCENTI 5556508, IVECO 98469129, KW 500000, LADA 2110-3810600-00, 2101-3810300, 2101-3810600, 21060-3829010-00, 21060-3829010-01, 21060-3829010-02, LANCIA 4298311, MAGNETI MARELLI 116459169926, SEAT 0003933680, 0003940980, SE 022942.000A, TRW TRW245, VW 062919081, 062919081A, ZASTAVA 41450185

ref. **44.F11270**  
**44.330025**

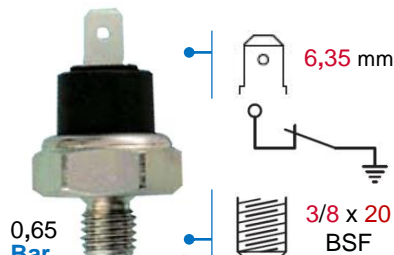


Referências: CITROËN / PEUGEOT 113114, 113145, 91040130, 91521113, 9152111480, EPS 1.800.021, FORD 1646357, 86GB-9278-AB, KW 500021, ROVER GPS138, NUC10008


ref. 44.F11290



ref. 44.F11340




ref. 44.F11380




Referências: EPS 1.800.027, FIAT 33331115, 633331115, INNOCENTI 633331115, JAGUAR C42200, LHD 5642AA, KW 500027, LAND ROVER RTC3651, ROVER GPS101, GPS126, GPS131, GPS133, SAAB 8350571

ref. 44.F11410



Referências: BOSCH 0344101036, EPS 1.800.023, FORD 3240239, 3248349, GM GENERAL MOTORS 08954566, HOLDEN 8954566, KW 500023, OPEL 1252506, PORSCHE 9860620302, 9860620303

ref. 44.F11620




Referências: EPS 1.800.034, KW 500034, RENAULT 7700717982, 7700752360, 7701349794, VOLVO 3287726, 32877268

ref. 44.F11630



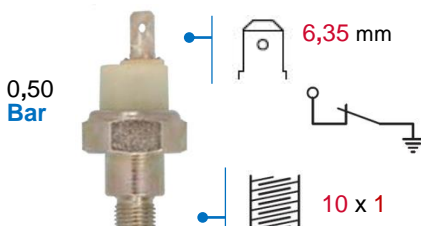
Referências: CITROËN / PEUGEOT 113114, 113145, 91040130, 91521113, 9152111480, EPS 1.800.021, FORD 1646357, 86GB-9278-AB, KW 500021, ROVER GPS138, NUC10008

ref. 44.F11650  
44.F11400  
44.180631




Referências: CITROËN / PEUGEOT 113144, 91521111, FIAT 4151246, SAME 270993600

ref. 44.F11710




Referências: CHRYSLER 4720599, EPS 1.800.119, FORD 7072644, V94D-D9278-AA, KW 500119, LAND ROVER PRC6387

ref. 44.F11730




Referências: EPS 1.800.094, HYUNDAI 94750-31000, 94750-35010, 94750-35020, 94750-35030, KIA AAE83-18501, KW 500094, MITSUBISHI 1258A003, 1258A005, MD138994, MD355645

ref. 44.F12020



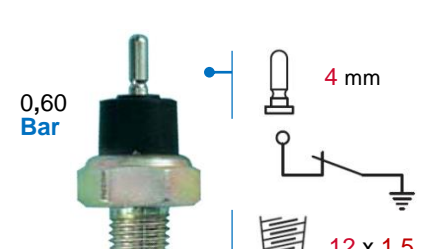
Referências: EPS 1.800.003, FIAT 4296603, 4444650, 82380085, KW 500003, LANCIA 4296603, MAGNETI MARELLI 116459129903

ref. 44.F12040




Referências: EPS 1.800.031, FORD 6090246, 6163243, 6703036, 92VB-9278-AA, KW 500031

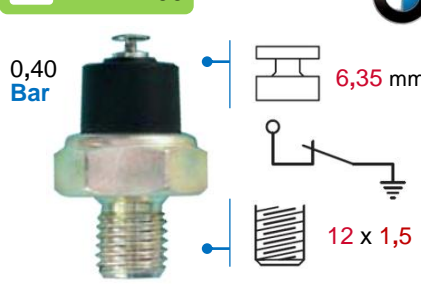
ref. 44.F12160



ref. 44.F12170



ref. 44.F12200



Referências: BMW 12611277642, EPS 1.800.052, KW 500052

ref. 44.F12240

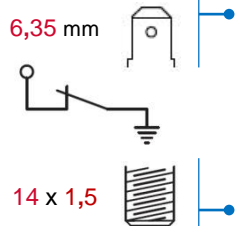


Referências: BOSCH 0986345000, 0986345012, DAHATSU 83530-30060-000, 83530-60030-000, 83530-87102, 83530-87103-000, 83530-87201-000, 83530-87205-000, 83530-87702, 83530-87702-000, 83530-87703-000, 83530-97201, 83530-97201-000, 83530-97202, 83530-97401, 83530-97401-000, EPS 1.800.016, FIAT 553321200, 553321205, 5553306205, 5553321200, 5553321205, FORD 4132108, 5532-9278-A, 5702-9278-A, X164-9278-A, GM GENERAL MOTORS 94021127, 94845488, 94847544, 94851293, INNOCENTI 6553306205, 6553321200, ISUZU 94021127, 9-82720209-2, KIA KK150-18-501C, KK150-18-501D, KK151-18501, KW 500016, MAZDA 0866-18-501A, 2691-18-501A, 5503-18-501, 5503-18-501D, FEJ-K-18-501, J01-18-501, OPEL 1252967, SUZUKI 37820-77E90, 37820-77E90-000, TOYOTA 83530-01040, 83530-20010, 83530-30010, 83530-30040, 83530-30042, 83530-30050, 83530-30051, 83530-30060, 83530-36010, 83530-36011, 83530-60030, 83530-60050, VW J8353030060

\* As marcas e números originais servem apenas como referência, exceto onde mencionadas como tal.




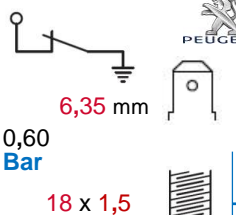
ref. 44.F12250



0,50 Bar

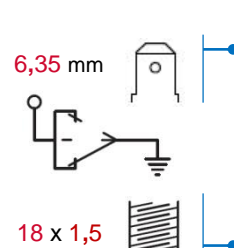
Referências: CITROËN 5464665, 5490801, 95495159, EPS 1.800.022, FIAT 5495159, KW 500022

ref. 44.F12260



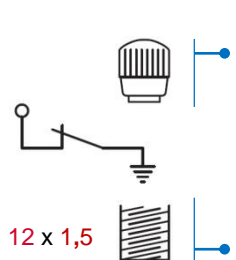
0,60 Bar  
Referências: CITROËN / PEUGEOT 031302, 113104, 113148, 7946000030, 9151127980, 9151443280, 9551127980, 95591148, FORD 1626244, 78GB-9278A-B, RENAULT 7946000030, 9151127980, 9151443280, TALBOT 7946000030, 9151127980, VOLVO 12180287, 1218190, 12181905

ref. 44.F12270



0,80 Bar

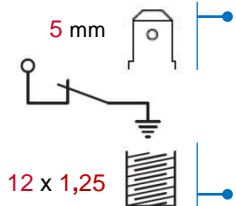
ref. 44.F12290



0,50 Bar

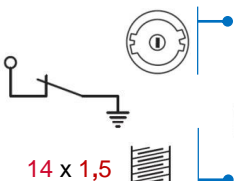
ref. 44.F12330

Interruptor de Segurança



-- Bar

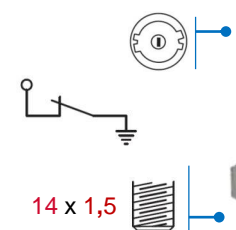
ref. 44.F12350



0,21 Bar

Referências: DACIA 6001543356, 7700777660, 8200671285, EPS 1.800.076, GM GENERAL MOTORS 9110231, 93192725, KW 500076, MITSUBISHI M882369, MW-31216548, NISSAN 25240-00Q0C, 25240-00QAA, 77007-77660, 82006-71285, OPEL / VAUXHALL 4402231, 4418262, 9110231, 93192725, RENAULT 6001543356, 7700777660, 7701039667, 8200670482, 8200671284, 8200671285, VOLVO 30882369, 31216548, 3343427, 33434275

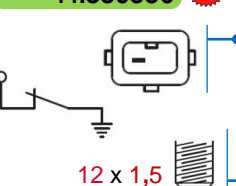
ref. 44.F12380



0,35 Bar

Referências: CHRYSLER T0771828, EPS 1.800.075, KW 500075, RENAULT 6001055056, 7700771828, VOLVO 3343237, 33432378

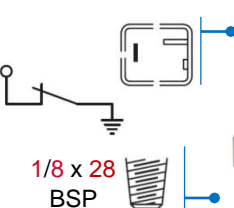
ref. 44.F12410  
44.330356



0,35 Bar

Referências: BMW 1710509, 1730159, 1730578, 2367061, 7568480, 7620512, 8611273, 17105092A, BMW / MINI 1261015084, 12611710509, 12611730160, 12612367061, 12617568480, 12617620512, 12618611273, EPS 1.800.071, GM GENERAL MOTORS 93175295, HONDA 37240-P5T-G01, KW 500071, LAND ROVER 1730160, LR005792, LR058003, NUC000040, NUC100280L, STC252, NUC000040, MG / ROVER NUC100280, NUC100350, OPEL 1252552, 1252569, 1252579, 93175295, 93192012, TOYOTA 83530-WA011, VDO 111/B2

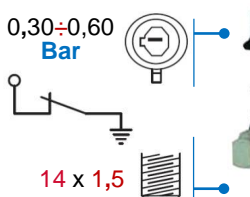
ref. 44.F12420



0,15 Bar

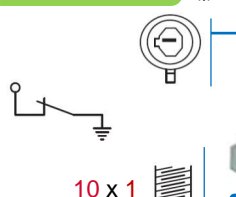
Referências: BOSCH 0986345007, EPS 1.800.042, FORD 1953653, 1953654, 1961085, INFINITI 25240-70J00, KW 500042, NISSAN 25240-70J00, 25240-70J0E, 25240-89915, 25240-89920, 25240-89960, 25240-8996E, 25240-95F0A, 25240-G2400, 25240-G240A, RENAULT 2524089960, 252408996E, RENAULT TRUCKS 748513124

ref. 44.F12430  
44.330364



Referências: CHEVROLET / DAEWOO 90336039, 95961350, 96281689, 96494264, 96647339, EPS 1.800.069, GM GENERAL MOTORS 55354378, 90335039, 90336039, 90507539, 90569684, 93318082, 95961350, 96494264, KW 500069, OPEL 1252557, 1252562, 1252570, 1252572, 1252578, 4803551, 4817876, OPEL / VAUXHALL 55354378, 90336039, 90507539, 90569684, 93318082, 95961350, 96494264, SAAB 4504585, 4770186, 55354378, 5962816, 90569684, 9544610

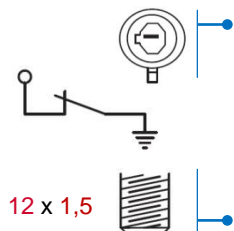
ref. 44.F12437  
44.330537



0,30 Bar

Referências: EPS 1.800.162, GM GENERAL MOTORS 24461314, KW 500162, OPEL 24461314, 6240261, VAUXHALL 24461314

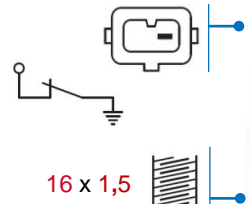
ref. 44.F12440



0,30 Bar

Referências: EPS 1.800.097, FIAT 7710824, KW 500097

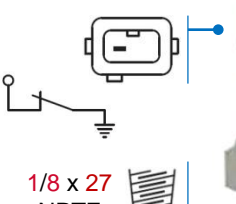
ref. 44.F12460



0,50 Bar

Referências: CITROËN / PEUGEOT 113161, 113182, 96026617, EPS 1.800.116, FIAT 9618305780, HYUNDAI 94750-29000, KW 500116, NISSAN 25240-6F900, RENAULT 9618305780, ROVER GPS171, SUZUKI 16582-66G00, 16582-66G00-000, 37820-86CA0, 37820-86CA0-000

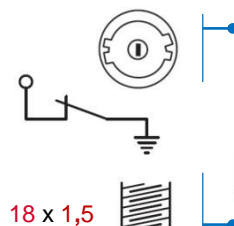
ref. 44.F12470



0,35 Bar

Referências: EPS 1.800.091, HONDA 37240-P5T-G00, 37240-P5T-G01, KW 500091, LAND ROVER NUC10003, MG NUC10003, ROVER GPS135, NUC10003

ref. 44.F12490



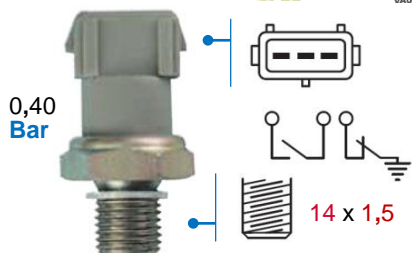
0,21 Bar

Referências: EPS 1.800.110, KW 500110, MITSUBISHI M851148, RENAULT 7700834918, 7700845214

\* As marcas e números originais servem apenas como referência, excepto onde mencionadas como tal.

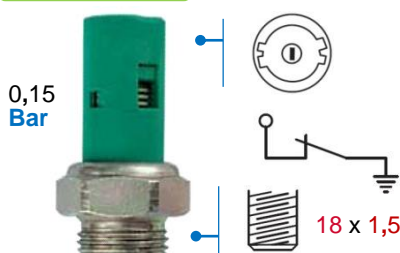


ref. 44.F12500



Referências: EPS 1.800.070, GM GENERAL MOTORS 90240259, KW 500070, OPEL 125250

ref. 44.F12520




Referências: EPS 1.800.110, KW 500110, MITSUBISHI M851148, RENAULT 7700834918, 7700845214

ref. 44.F12550



Referências: ACURA 37241-RNA-A01, ASTON MARTIN 83530-05010, CITROËN / PEUGEOT 1131J1, DAIHATSU 83530-05010, 83530-14070-000, 83530-28020, 83530-60020, EPS 1.800.114, GM GENERAL MOTORS 94854295, HONDA 37240-PHM-003, 37241-RNA-A01, KW 500114, LEXUS 83530-05010, 83530-0E010, 83530-14060, 83530-14070, 83530-28020, 83530-30080, 83530-30100, 83530-40010, 83530-40020, 83530-AA011, MAZDA N8H1-18-501, MINI 13627792397, SUBARU 83530-60020, SUZUKI 37820-73H10, 37820-73H10-000, TOYOTA 83530-05010, 83530-0E010, 83530-12050, 83530-12060, 83530-12070, 83530-14060, 83530-14070, 83530-28010, 83530-28020, 83530-30080, 83530-30100, 83530-40010, 83530-40020, 83530-AA010, 83530-AA011, VOLVO 30713497, 30874183, 30874788, VW J8353014070

ref. 44.F12610



Referências: CITROËN / PEUGEOT 1131J2, EPS 1.800.145, FIAT 9659173880, FORD 1053881, 1053882, 1084764, 1095149, 1309298, 1363198, 3571-9278-AA, 3571-9278-AB, 3571-9278-AC, 98AB-9278-1A, 98AB-9278-AA, 98AB-9278-CA, JAGUAR 02C2S41414, C2S30972, C2S41414, KW 500145, LAND ROVER LR004410, MAZDA 1053881, 1053882, 1095149, 1309298, 1363198, 1E11-18-501, 3571-92-78AB, 98AB-92-78AA, 98AB-92-78CA, U202-18-501, YF09-18-501

ref. 44.F12612




Referências: ACURA 37240-P13-013, 37240-P13-014, BOSCH 0986345004, 0986345006, 0986345011, EPS 1.800.014, HONDA 37240-657-003, 37240-657-013, 37240-657-305, 37240-P13-003, 37240-P13-004, 37240-P13-013, 37240-P13-014, 37240-PA6-004, 37240-PC1-003, HYUNDAI 94750-02600, 94750-02750, 94750-30000, 94750-45001, KIA 94750-02600, 94750-45001, KW 500014, MAZDA 0222-18-501, 0222-18-501A, 0813-18-501, R207-18-501, R207-18-5010, ROVER GPS124, GPS178, GPS184, SUBARU 25240-KA050, 25240-KA100, 42995-5500

ref. 44.F12613



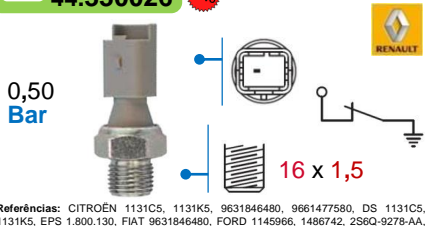
Referências: EPS 1.800.145, FORD 1116647, 1226188, 1363512, 157A-9278-AA, 3M51-9278-AA, 3M51-9278-AB, FORD USA 1363512, 3M51-9278-AB, JAGUAR AJ813129, KW 500146, LAND ROVER LR000633, MAZDA LF01-18-501, VOLVO 30711658, 30757396

ref. 44.F12630



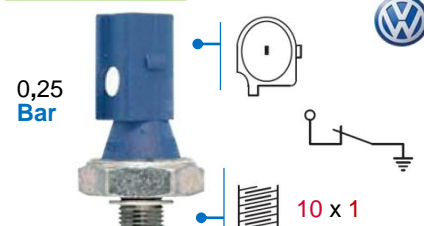
Referências: DACIA / RENAULT 6001545330, 7700417970, 8200671286, EPS 1.800.131, GM GENERAL MOTORS 9108194, 93198197, KW 500131, NISSAN 25240-00Q0H, 25240-00QAD, 25240-BN700, OPEL 4400194, 4433882, 9108194, 93198197, SUZUKI 37820-84C70, 37820-84C70-000, VAUXHALL 9108194, 93198197

ref. 44.F12640



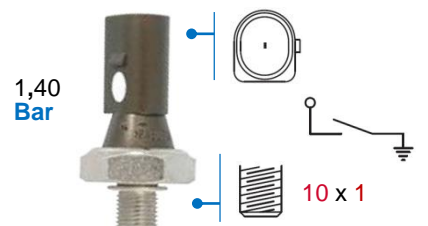
Referências: CITROËN 1131C5, 1131K5, 9631846480, 9661477580, DS 1131C5, 1131K5, EPS 1.800.130, FIAT 9631846480, FORD 1145966, 1486742, 256Q-9278-AA, 256Q-9278-AB, GM GENERAL MOTORS 93464461, KW 500130, LANCIA 9631846480, LAND ROVER LR003365, MAZDA Y401-18-501, Y401-18-501A, MINI 11427805983, 12617536724, 12617568481, MITSUBISHI MN982156, NISSAN 25240-6F901, OPEL 93464461, PEUGEOT 1131C5, 1131K5, RENAULT 9631846480, SUZUKI 16582-67G00, 16582-67G00-000, 16582-86C70, 16582-86C70-000, TOYOTA 83530-02040, SU001-00591, SU001-01085, VOLVO 30725229, 31259226, 8653814

ref. 44.F12870




Referências: AUDI 028919081E, 028919081G, 028919081J, EPS 1.800.133, FORD 1094738, 1224652, 1469773, 3M21-9278-AA, 6M21-9278-DA, 95VW-9278-DA, KW 500133, SEAT / VW 028919081E, 028919081G, 028919081J

ref. 44.F12880



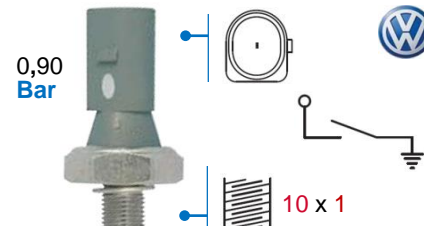
Referências: AUDI / SEAT / SKODA / VW 06A919081A, 06A919081D, 06A919081E, 06A919081F, 06A919081J, BENTLEY 06A919081E, 06A919081F, EPS 1.800.135, FORD 1094739, 1428055, 1M21-9278-BA, 95VW-9278-EA, KW 500135, PORSCHE 95560609100, 95560609101

ref. 44.F12881



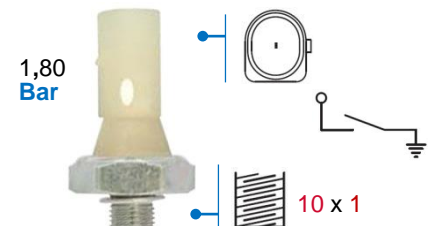
Referências: AUDI 036919081A, 036919081D, EPS 1.800.139, KW 500139, SEAT / SKODA / VW 036919081A, 036919081B, 036919081D, 06A919081C

ref. 44.F12882



Referências: EPS 1.800.134, FORD 1100767, 1224914, KW 500134, PORSCHE 95560609110, AUDI / SEAT / SKODA / VW 036919081B, 036919081F, 036919081M, 06A919081, AUDI / SKODA / VW 036919081P

ref. 44.F12883




Referências: AUDI 037919081B, 06A919081B, EPS 1.800.136, KW 500136, SEAT 037919081B, VW 037919081B, 06A919081B

ref. 44.F12890



Referências: AUDI / SEAT / SKODA / VW 036919081, 036919081C, 036919081D, 036919081H, 036919081K, CHRYSLER / DODGE 68028946AB, K68028946AB, EPS 1.800.132, FORD 1108808, 1206977, 1461875, 1M21-9278-AA, 6M21-9278-AA, XM21-9278-BA, JEEP 68028946AA, 68028946AB, K68028946AB, K68028946AB, KW 500132, MITSUBISHI MN980250, MN980277, PORSCHE 94860620300, 94860620301

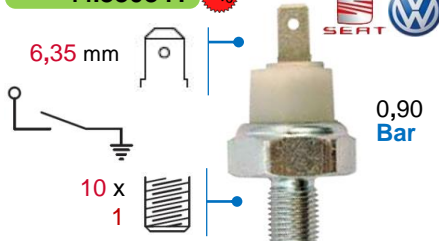
ref. 44.F12910



Referências: AUDI / SEAT / VW 056919081, 056919081E, EPS 1.800.045, KW 500045


\* As marcas e números originais servem apenas como referência, excepto onde mencionadas como tal.

ref. **44.F12930**  
**44.330341** **NOVO**




**Referências:** AUDI / VW 038919081A, 038919081N, 068919081A, 068919081C, EPS 1.800.095, FORD 1669664, 95VW-9278-CA, KW 500095, SEAT / SKODA 068919081A, 068919081C

ref. **44.F12935**




**Referências:** EPS 1.800.140, KW 500140, SEAT / SKODA / VW 047919081A

ref. **44.F12940**



**Referências:** ACURA 37240-PD2-003, 37240-PT0-004, 37240-PT0-013, 37240-PT0-014, 37240-PT0-023, BOSCH 0986345003, 0986345009, EPS 1.800.015, GM GENERAL MOTORS 94118755, 94322940, 98013014, HONDA 37240-P2F-A01, 37240-PD2-003, 37240-PD2-004, 37240-PLZ-D00, 37240-PT0-003, 37240-PT0-004, 37240-PT0-013, 37240-PT0-014, 37240-PT0-023, ISUZU 5-86202831-0, 8-94118755-0, 8-94312940-0, 8-98013014-0, KW 500015, NISSAN 25240-89900, 25240-89901, 25240-89902, 25240-89910, 25240-D9700, 25240-Y9501, 25240-Y9700, OPEL 1238452, 1252561, 1252565, 94312940, 98013014, RENAULT 7701052674, ROVER GPS128, GPS160, GPS177, GPS182, GPS183, SAAB 5951421, VAUXHALL 94312940, 98013014

ref. **44.F12970**  
**44.330319** **NOVO**



**Referências:** EPS 1.800.138, KW 500138, SEAT / SKODA / VW 030919081B, SKODA / VW 030919081C

ref. **44.F13420**  
**44.330013** **NOVO**




**Referências:** EPS 1.800.027, FIAT 33331115, 633331115, INNOCENTI 63331115, JAGUAR C42200, LHD 5642AA, KW 500027, LAND ROVER RTC3651, ROVER GPS101, GPS126, GPS131, GPS133, SAAB 8350571

ref. **44.330008**




**Referências:** BOSCH 0986345000, 0986345012, DAIHATSU 83530-30060-000, 83530-60030-000, 83530-60030-000, 83530-87102, 83530-87103-000, 83530-87201-000, 83530-87205-000, 83530-87702, 83530-87702-000, 83530-87703-000, 83530-97201, 83530-97202, 83530-97201-000, 83530-97202, 83530-97202, 83530-97401, 83530-97401-000, EPS 1.800.016, FIAT 553321200, 553321205, 5533306205, 5533321200, 5533321205, FORD 4132108, E53Z-9278-A, E7GZ-9278-A, XM34-9278-CA, GM GENERAL MOTORS 94021127, 94845488, 94847544, 94851293, INNOCENTI 6553306205, 6553321200, ISUZU 94021127, 9-82720209-2, KIA KK150-18-501C, KK150-18-501D, KK150-18-501D, KK151-18501, KK150-18-501D, MAZDA 0866-18-501A, 2691-18-501A, E5D3-18-501, E5D3-18-510, FEJ-18-501, JF01-18-501, OPEL 1252567, SUZUKI 37820-77E90, 37820-77E90-000, TOYOTA 83530-01040, 83530-60030, 83530-30010, 83530-30040, 83530-30042, 83530-30050, 83530-30051, 83530-30060, 83530-60030, 83530-36010, 83530-36011, 83530-30060, 83530-60030, 83530-60050, VW 38353030060

ref. **44.330029** **NOVO**



**Referências:** FORD 1116647, 1226188, 1363512, 1S7A-9278A-A, 3M51-9278A-A, 3M51-9278A-B, MAZDA LF01-18501

ref. **44.F12990**  
**44.330566** **NOVO**



**Referências:** EPS 1.800.195, HYUNDAI / KIA 94750-37000, 94750-37100, 37100, KW 500195

ref. **44.F12636**  
**44.330630** **NOVO**



**Referências:** DACIA 8200026650, 8200671279, EPS 1.800.151, GM GENERAL MOTORS 93160284, 93198196, KW 500151, NISSAN 22630-00Q1D, 22630-00QAE, 25240-00Q0B, 25240-AW300, 25240-00QAB, OPEL / VAUXHALL 4410676, 4411236, 4433880, 93160284, 93160657, 93198196, RENAULT 8200026540, 8200671279, 8200026541, 8200026650, 8200670483, 8200970441, SUZUKI 37820-84A00, 37820-84A01, 37820-84A00-000, 37820-84A01-000, VOLVO 9128771, 91287714

ref. **44.F12860**  
**44.330696** **NOVO**



**Referências:** VW 047919081B

ref. **44.F12701**  
**44.330698** **NOVO**















**Referências:** DACIA 8200359627, 8200671272, 8200370505, 8200445564, 8200445565, 8200445567, 8200448140, 8200448141, 8200448143, 8200453955, 8200456141, 8200484063, 8200694813, 8200739369, 8200810229, 8200824067, EPS 1.800.178, GENERAL MOTORS 93198166, INFINITI 25240-00Q0A, KW 500178, MERCEDES-BENZ A6079051400, A6991530000, NISSAN 25240-00Q0A, 25240-00QAH, OPEL / VAUXHALL 4431212, 4433805, 4433805, 93198166, 93161662, RENAULT 8200359627, 8200671272, 8200370505, 8200445564, 8200445565, 8200445567, 8200448140, 8200448141, 8200448143, 8200453955, 8200456140, 8200456141, 8200484063, 8200670467, 8200694813, 8200739369, 8200810229, 8200824062, 8200824067, 8200970474, SUZUKI 37820-67J00, 37820-67J01-000, 37820-67J01

ref. **44.F12439**  
**44.330761** **NOVO**



**Referências:** CHEVROLET 55581588, 55354325, 93190643, EPS 1.800.183, GM GENERAL MOTORS 55581588, 93190643, KW 500183, MASERATI 46328336, 673001049, OPEL / VAUXHALL 1238696, 1247680, 55581588, 93190643, SAAB 93190643




<p>ref. <b>44.F12841</b> <b>44.330764</b> <b>NOVO</b></p>  <p>M1x1,5 0,35 Bar 24</p> <p><b>Especificações:</b> Referências: EPS 1.800.177, KW 500177, MERCEDES-BENZ A0051530428, A0051537828, MITSUBISHI MN960021, SMART A0051537828</p>	<p>ref. <b>44.F18502</b> <b>44.330801</b> <b>NOVO</b></p>  <p>20 Bar M12x1,25 21</p> <p><b>Referências:</b> CITROËN / PEUGEOT 401509, 9632675080, 9677899580</p>	<p>ref. <b>44.F18501</b> <b>44.330802</b> <b>NOVO</b></p>  <p>21 Bar 7/16-20UNF 21</p> <p><b>Especificações:</b> 2 conectores <b>Referências:</b> NISSAN 49761-0324R, 60015-46493, RENAULT 497610324R, 7700413762, 7700413763, 7700435692</p>
<p>ref. <b>44.330812</b> <b>NOVO</b></p>  <p>19 M12x1,75</p> <p><b>Especificações:</b> 2 conectores <b>Referências:</b> FORD 1076647, 98AB3N824DB</p>	<p>ref. <b>44.330813</b> <b>NOVO</b></p>  <p>M3/8"UNF24 19</p> <p><b>Especificações:</b> 2 conectores <b>Referências:</b> FORD 1076646, 98AB3N824CC</p>	<p>ref. <b>44.330814</b> <b>NOVO</b></p>  <p>M12x1,75 19</p> <p><b>Especificações:</b> 2 conectores <b>Referências:</b> FORD 1076645, 98AB3N824AB</p>
<p>ref. <b>44.F.1151</b> <b>NOVO</b></p>  <p><b>Especificações:</b> <b>Referências:</b> AUDI / SEAT / SKODA / VW 1J0945511A, 1J0945511E, 820 945 511, EPS 1.810.151, KW 510151, PORSCHE 95561311031, 95561311033, 95561311032, 95561311033, 95561311032, SEAT / SKODA / VW 1J0945511C, 1J0945511D, VW 1J0945511, 1J0945511B, 1J0945511F, 1J0945515</p>	<p>ref. <b>44.F11590</b> <b>NOVO</b></p>  <p>M10x1 6.3</p> <p><b>Referências:</b> 0060537300, 0060537100</p>	<p>ref. <b>44.F14700</b> <b>NOVO</b></p>  <p>1/8x28</p> <p><b>Referências:</b> 25070G9604</p>
<p>ref. <b>44.F12700</b> <b>NOVO</b></p>  <p>21 M14x1,5 0,90 Bar</p> <p><b>Referências:</b> DACIA 8200359629, EPS 1.800.179, KW 500179, RENAULT 8200359629, 8200367215, 8200367216, 8200670466, 8200671271</p>	<p>ref. <b>44.F13280</b> <b>NOVO</b></p>  <p>0,40 Bar 6.35mm</p> <p><b>Referências:</b> 1717642, 7874670, 835057, 8350571</p>	<p>ref. <b>44.F11690</b> <b>44.330342</b> <b>44.180694</b> <b>NOVO</b></p>  <p>6,35 mm 10 x 1 0,25 Bar</p>

\* As marcas e números originais servem apenas como referência, excepto onde mencionadas como tal.

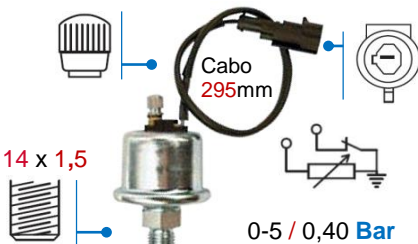


\* As marcas e números originais servem apenas como referência, excepto onde mencionadas como tal.


ref. 44.F14810



ref. 44.F14010

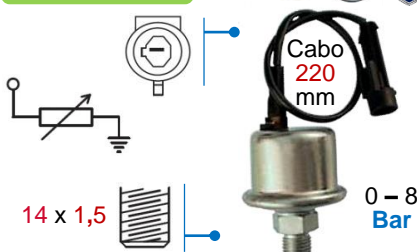


ref. 44.F14020



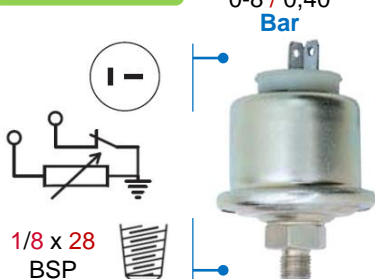
Referências: FIAT 5892954, 60806208, 60809456, 7590191, 7590192, 7611384, 7611385, 7710576, 7759414, 7759416

ref. 44.F14030

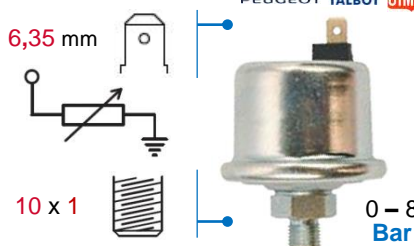


Referências: FIAT 5892954, 60806208, 60809456, 7590191, 7590192, 7611384, 7611385, 7710576, 7759414, 7759416

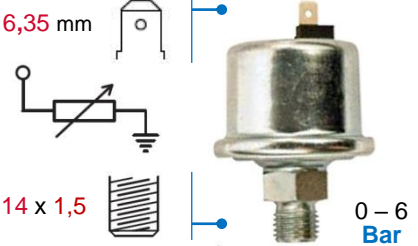
ref. 44.F14140



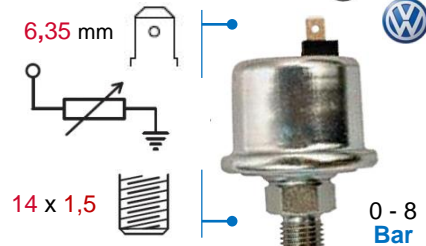
ref. 44.F14500



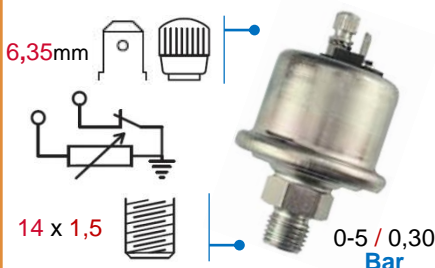
ref. 44.F14520



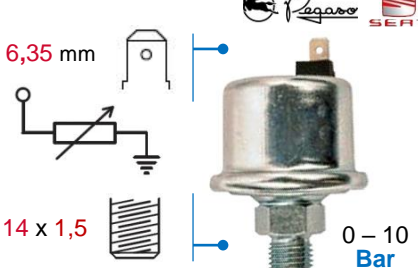
ref. 44.F14530




ref. 44.F14560



ref. 44.F14630




ref. 44.F14730  
44.330913



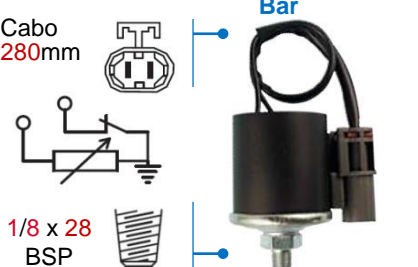
Referências: MERCEDES-BENZ 0055421817, 0065429417, A0055421817, A0065429417, SIEMENS 360081029066, 360081052001












ref. 44.330779



Especificações: 2 conectores  
Referências: VW 1J0919081

ref. 44.F14130



<p>ref. <b>44.0901126</b> <b>NOVO</b></p>   <p><b>Especificações:</b> 2 polos</p> <p><b>Referências:</b> CHRYSLER 68013657AA, MERCEDES-BENZ 2038700951, 2205450024, 2038700951, 2205450024, A2205450024, A2205450024, A2038700951, A2038700951, VW 2E0919372, HELLA 6PR005923-081, 6PR005923081</p>	<p>ref. <b>44.F33793</b> <b>NOVO</b> <b>44.330709</b></p>   <p><b>Especificações:</b> 2 polos</p> <p><b>Referências:</b> CITROËN / PEUGEOT 133866</p>	<p>ref. <b>44.330742</b> <b>NOVO</b></p>   <p><b>Especificações:</b> 3 conectores</p> <p><b>Referências:</b> CITROËN 1338C0, 9633518880, EPS 1.830.293, FIAT 9633518580, KW 530293, PEUGEOT 1338C0</p>
<p>ref. <b>44.F33910</b> <b>NOVO</b> <b>44.330974</b></p>    <p><b>Especificações:</b> 3 conectores, profundidade de montagem 28mm</p> <p><b>Referências:</b> DAIHATSU 89422-16010-000, FORD 1448377, 6M34-12A648-AA, HONDA 37870-P7A-005, MAZDA KLK1-18840, SUZUKI 13650-50F10-000, 13650-50G10-000, 13650-M50G20, TOYOTA 89422-16010, 89422-22030</p>	<p>ref. <b>44.96SKV905</b></p>   <p><b>Especificações:</b> 3 conectores</p> <p><b>Referências:</b> BMW 64128372016, 64128374995, 64128391000</p>	

\* As marcas e números originais servem apenas como referência, excepto onde mencionadas como tal.

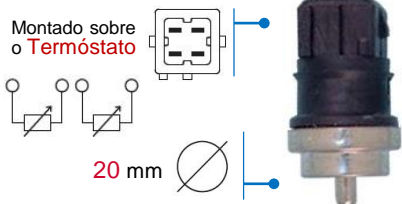


[illegible]

ref. **44.F33810**  
**44.330692** NOVO

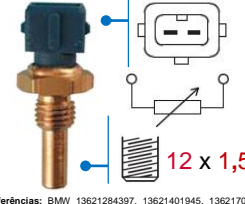


Montado sobre o **Termóstato**



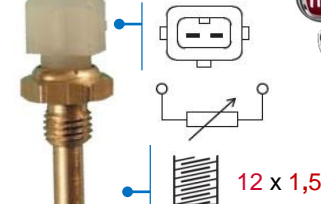
Referências: GM GENERAL MOTORS 9110578, MITSUBISHI M883623, NISSAN 22630-00QAD, 22630-00QAF, 22630-BN702, OPEL 4402578, RENAULT 6001545356, 7700105087, SUZUKI 13650-84CT0-000, 13660-84A00-000, VOLVO 30883623

ref. **44.F33010**  
**44.330116** NOVO



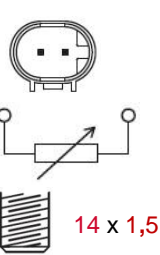
Referências: BMW 13621284397, 13621401945, 13621709966, 13621709967, BOSCH 0280130026, CITROËN / PEUGEOT 024246, 91040370, 91414548, FERRARI 125769, 172760, FIAT 46125769, 5972332, 60513205, 60600167, 60808142, HYUNDAI 0K737-18840, 39220-22000, 39220-22010, IVECO 5972332, 98424793, MITSUBISHI AW311467, OPEL 1338444, 90018835, 90080939, 90410792, 93358883, PORSCHE 94460612500, RENAULT 7700267388, ROVER ERR0261, SAAB 9357021, VOLVO 1332396, VW 025906041, 600919501

ref. **44.F33020**  
**44.330691** NOVO



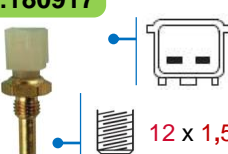
Referências: BMW 13621357414, FIAT 119111101000, 60523383, FORD 1957002, JAEGER 50060, NISSAN 11023-V700, 22630-10G00, 22630-G2402, 22630-G2404, 22630-N4200, RENAULT 7700582688, VW 004435010

ref. **44.F33035**  
**44.330774** NOVO




Referências: MERCEDES-BENZ 0005426218, 0051532328, 0051536328, A0005426218, A0051532328, A0051536328

ref. **44.F33040**  
**44.180917**

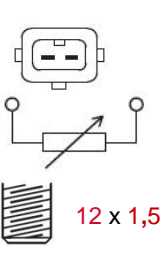


Referências: BOSCH 0280130071, 0280130072, 0280130081, 0280130129, DACIA 2345012920, EPS 1.830.225, FORD 1960041, 1960296, 1961789, GM GENERAL MOTORS 93180124, INFINITI 22630-44B10, 22630-44B20, 22630-7Y000, 22630-ED000, 22630-JA10A, KW 530225, NISSAN 22630-00QAH, 22630-01U00, 22630-0M200, 22630-1W400, 22630-3NA0A, 22630-43Y00, 22630-44B00, 22630-44B10, 22630-44B20, 22630-71L00, 22630-7Y000, 22630-95F08, 22630-99B00, 22630-99B10, 22630-D9701, 2630-D9702, 22630-ED000, 22630-JA10A, 22630-JND0A, 22630-LC30A, 2345012920, 33256-1LA0A, OPEL 4415176, 93180124, RENAULT 2263044B20, 22630JND0A, 2345012920, 5001870250, 7701058398, RENAULT TRUCKS 5001870250, 7485134867, 7485136560, 7701058398, VAUXHALL 93180124

ref. **44.F33050**

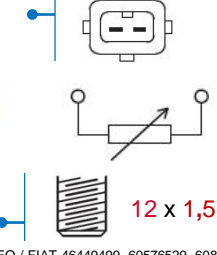


ref. **44.F33060**  
**44.330132** NOVO



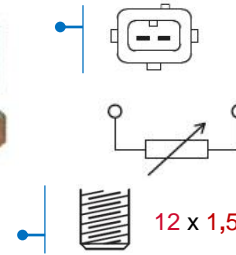
Referências: OPEL 09109810, 4401810, 9109810, RENAULT 7700737571, 7700869343, VOLVO 3344169, 3345511

ref. **44.F33065**



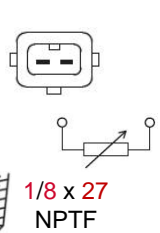
Referências: ALFA ROMEO / FIAT 46449499, 60576529, 60809565, EPS 1.830.157, KW 530157, MAGNETI MARELLI 215810500101, 215810500200, WTS09

ref. **44.F33070**



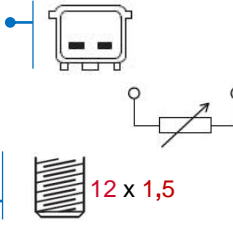
Referências: CITROËN / PEUGEOT 1920C4, 95640493, FIAT 9564949380

ref. **44.F33100**  
**44.330612** NOVO



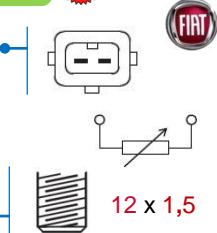
Referências: EPS 1.830.156, FORD 1008790, 6635175, 7165944, 91AB-10884-BB, 92VB-10884-AA, 96FB-10884-AA, F5RZ-10884-A, KW 530156

ref. **44.F33110**



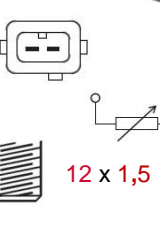
Referências: A BOSCH 0280130071, 0280130081, 0280130129, FORD 1960041, 1960296, NISSAN 22630-00QAH, 22630-0M200, 22630-1W400, 22630-44B10, 22630-44B20, 22630-71L00, 22630-99B00, RENAULT 5001870250, 7701058398

ref. **44.F33120**  
**44.330122** NOVO



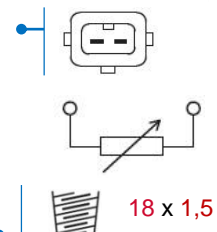
Referências: BOSCH 0280130084, CITROËN / PEUGEOT 1920K9, 96131470, FIAT 9613147080, VALEO 700015

ref. **44.F33130**  
**44.330583** NOVO



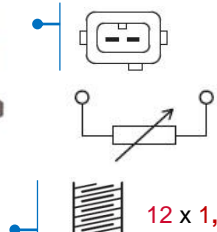
Referências: FORD 1953327, HYUNDAI 0K011-18840, 0K054-1884X, 0K95B-18840, K8574-18840, NISSAN 22630-51E00, 22630-51E02, 22630-51E10, 22630-D5900, 22630-V5010

ref. **44.F33150**




Referências: BOSCH 0280130066, FIAT 7669143

ref. **44.F33155**



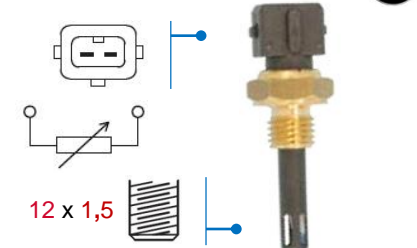
Referências: BMW 13621433076, 23017838935, LAND ROVER MEK000030L, MEK100170L, MEK500130, NSC100870L

ref. 44.F33160



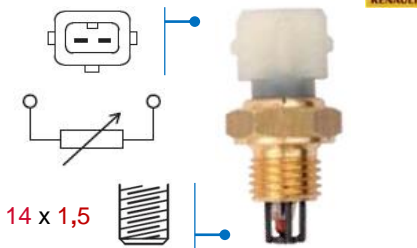
Referências: BMW 13621711371, BOSCH 0280130039, CITROËN / PEUGEOT 1920C5, DAF 1315659, FERRARI 162419, HONDA 37880-P5T-G00, LAND ROVER ERR2082, OPEL 90423088, 90541577, PORSCHE 92860614300, VW 0249053796, 046905379

ref. 44.F33166



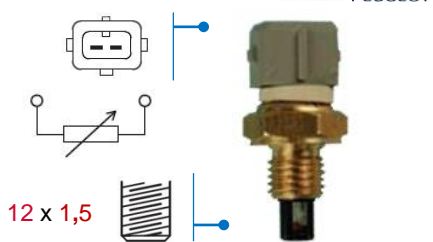
Referências: BMW 11613449116, 13622243946, LAND ROVER 6670669, LR008796, NSC50050, STC2302, ROVER NNK000050

ref. 44.F33170



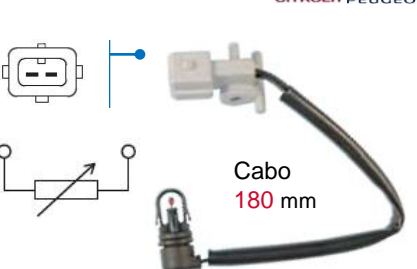
Referências: GM GENERAL MOTORS 96253552, 96279856

ref. 44.F33180




Referências: BMW 13621711371, BOSCH 0280130039, CITROËN / PEUGEOT 1920C5, DAF 1315659, FERRARI 162419, HONDA 37880-P5T-G00, LAND ROVER ERR2082, OPEL 90423088, 90541577, PORSCHE 92860614300, VW 0249053796, 046905379

ref. 44.F33185

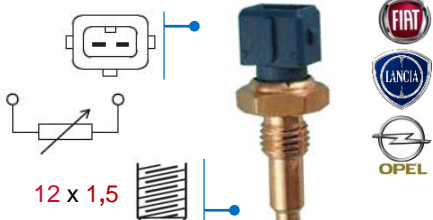


ref. 44.F33190



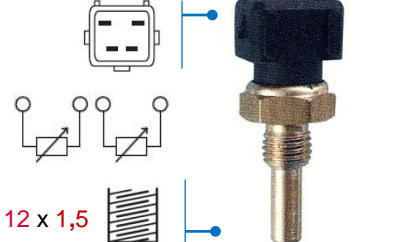
Referências: CITROËN / PEUGEOT 133847, 133878, EPS 1.830.204, FIAT / LANCIA 9618572580, KW 530204, NISSAN 25080-1F600, ROVER GTR205, VALEO 700017

ref. 44.F33200  
44.330120




Referências: CITROËN / PEUGEOT 1338A5, FIAT 46477022, 4850371, 50009755, 60806379, 60813751, 7547977, FORD 1639283, V86HF-12A64-8AA, OPEL 1342850, 4500001, RENAULT 7702087460, VALEO 700021

ref. 44.F33210

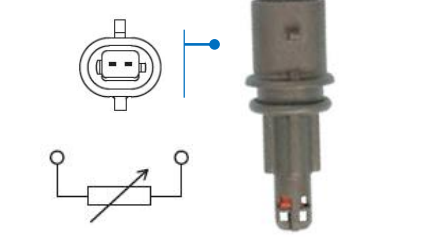


ref. 44.F33220



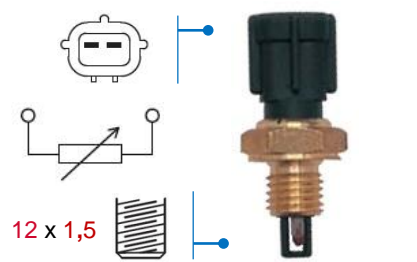
Referências: ALFA ROMEO 60806471, EPS 1.994.016, FIAT 500309797, 60806471, 7547976, FORD 1639284, V86HF-12A697-AA, IVECO 500309797, KW 494016, LANCIA 7547976, MAGNETI MARELLI 215810020901, ATSO4, ATS-04/01, VW 0489061611

ref. 44.F33225  
44.550700




Referências: FIAT 60606033, GM GENERAL MOTORS 12129596, OPEL 1238079

ref. 44.F33230




ref. 44.F33240



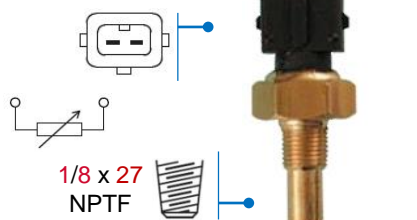
Referências: BMW 13627791951, FORD 3405645, 3465427, 3601374, B3C8-18840, B593-18840-A, F32Z12A648A, F42Z10884-A, MAZDA B3C8-18840, B593-18840-A, N391-18840, NF02-18840, Y702-18840, SUZUKI 13650-51G10, 13650-57F00, 13650-61B00, 13650-61B00-000, 13650-78E00, 13650-78E00-000, TOYOTA 89422-20010, 89422-35010, VOLVO 30874172, 8653103

ref. 44.F33250




Referências: DAIMLER LNA1600AA, EPS 1.830.177, FORD 3405645, 3465427, 3601374, B3C8-18840, B593-18840-A, F32Z12A648A, F42Z10884-A, XMO4-12A648-AA, GM GENERAL MOTORS 91171786, 96062513, JAGUAR LNA1600AA, KIA MB593-18-840A, KW 530177, LEXUS 89422-20010, 89422-33020, 89422-35010, MAZDA B3C8-18-840, B593-18-840A, N391-18-840, NF02-18-840, Y702-18-840, MINI 13627791951, MITSUBISHI MD770573, SUBARU 13650-61B00, 22630-KA020, SUZUKI 13650-51G10, 13650-51G10-000, 13650-57F00, 13650-57F00-000, 13650-61B00, 13650-61B00-000, 13650-78E00, 13650-78E00-000, TOYOTA 89422-20010, 89422-33020, 89422-35010, VOLVO 30874172, 8653103, VW J8942220010

ref. 44.F33260  
44.330125



Referências: FORD 1057836, 61933368, 91AB10884AA, 97FB10884AA, MAZDA 1E04-18760, 1E04-18760-A

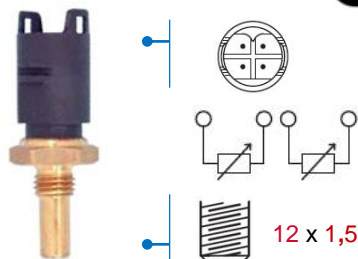
ref. 44.F33290  
44.330334



Referências: EPS 1.830.151, KW 530151, MERCEDES-BENZ A0085423217

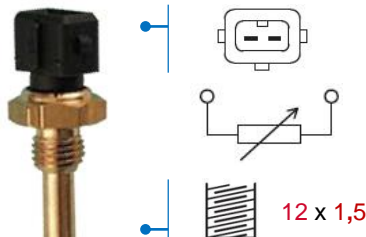


ref. 44.F33295



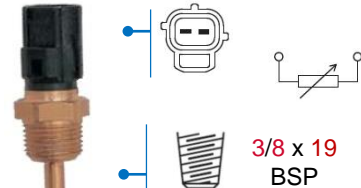
Referências: BMW 13621703993, EPS 1.830.274, KW 530274, LAND ROVER 1703993

ref. 44.F33300



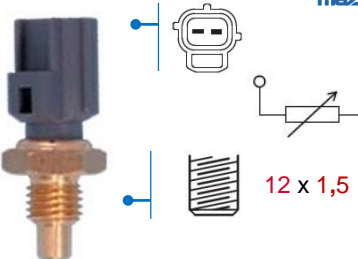
Referências: ALFA ROMEO 60811520, CHEVROLET 12191170, 12608814, 12611420, 15326388, 15369305, 15404280, 25036898, 25037062, 96181508, 96182634, DAEWOO 12191170, 15404280, 25036898, 96181508, 96182634, FIAT 55195979, 7778980, K6805357AA, GM GENERAL MOTORS 12146897, 12191170, 12608814, 12611420, 15326388, 15369305, 15404280, 25036898, 96182634, ISUZU 8-12191170-0, 8-15404280-0, KW 530098, LADA 21120-3851010-00, 21120-3851010-02, 21120-3851010-05, 2112-3851010, 2112-3851010-01, 2112-3851010-02, 2112-3851010-05, LANCIA 7778980, K6805357AA, OPEL / VAUXHALL 12191170, 12611420, 15384441, 15384477, 15418556, 15326388, 15369305, 15404280, 4803530, 4810250, 6238938, 850413, 96182634, RENAULT 7701053991, SAAB 12611420, 15326388, 15404280, 5952155, VALEO 700018

ref. 44.F33310  
44.330619



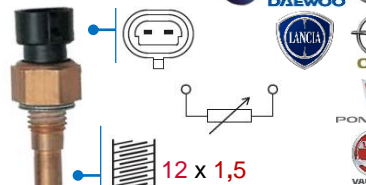
Referências: CITROËN / PEUGEOT 1338G4, DAIHATSU 89422-87101-000, 89422-87202-000, HYUNDAI 39220-35710, MERCEDES-BENZ 0051536228, 1221530128, 1321530028, A0051536228, A1221530128, A1321530028, MITSUBISHI MD177572, MD182467, MR985034, VOLVO 30874182

ref. 44.F33315

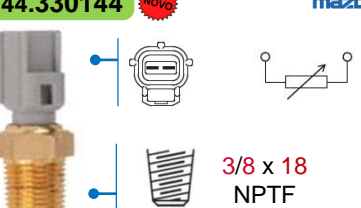


Referências: FORD 1441571, 6C1Q9F951AA, MAZDA RF1L-18840, SH01-18822, SUZUKI 15280-78E10

ref. 44.F33330

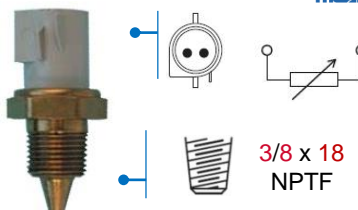


ref. 44.F33425  
44.330144



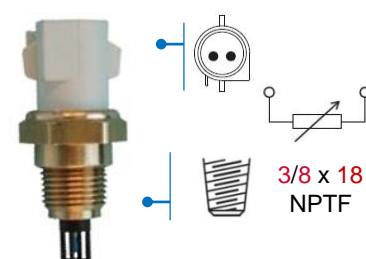
Referências: FORD 1L24-12A648-BA, 4323633, 4337456, 5042970, 5263219, 7158126, F5AF-12A648-AA, F5AF-12A648-AB, LAND ROVER 4323633, 4337456, MAZDA 1E00-18510, C201-18140-Z01, ZZM1-18707, VOLVO 30711661, 30711661 A

ref. 44.F33430



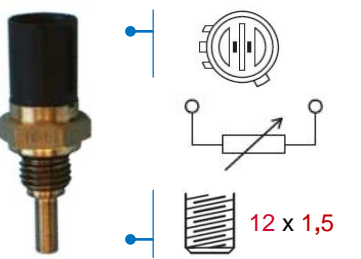
Referências: FORD 1628262, 6810428, D84Y12A648-A, DY303, E0AE-12A648-AA, E0AZ12A648-A, E1AF-12A648-AA, E1AZ-12648-B, E1AZ12A648-A, E6DZ12A648-A, E6DZ19E702A, E80Y19E702A, F1AZ12A648-B, F2AZ12A648-A, F2AZ-12A648-AA, F3AF-12A648-AA, F44T-12A648-A, F4AF-12A648-AA, F50Y19E702A, F6DZ19E702A, MAZDA ZZL0-18707, ZZL0-18707-A, ZZM0-18707, NISSAN 25079-1B020

ref. 44.F33440



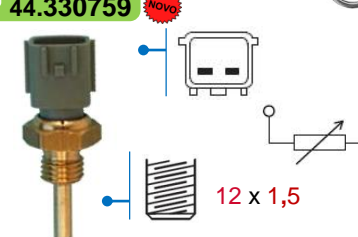
Referências: A FORD 6740335, F2DF-12A697-AA

ref. 44.F33450



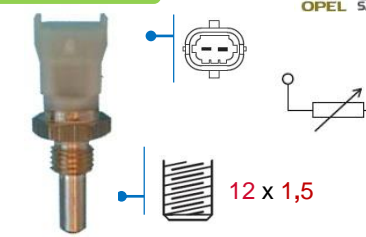
Referências: HONDA 37870-PJ-003, 37870-PK2-005, 48160-P6K-004, ISUZU 5-86202-847-0, ROVER FDU1138, MEK100070, MEK100120

ref. 44.F33460  
44.330759



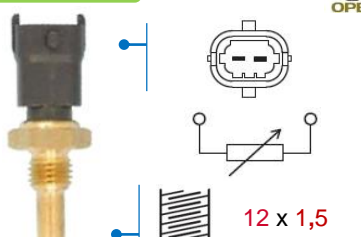
Referências: BOSCH 0280130071, 0280130081, 0280130129, FORD 1960041, 1960296, NISSAN 22630-00QAH, 22630-0M200, 22630-1W400, 22630-44B10, 22630-44B20, 22630-71L00, 22630-99B00, RENAULT 5001870250, 770105398

ref. 44.F33480



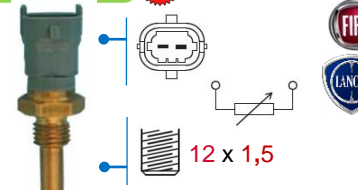
Referências: BOSCH 0281002169, 0281002209, CITROËN / PEUGEOT 00001338C7, 1338C7, 1338F9, FIAT 46469865, 46472179, 60814715, 99455420, GM GENERAL MOTORS 90542063, HONDA 37870-PLZ-D00, 37870-RBD-E01, IVECO 500382599, OPEL 12566778, 1338467, 1338511, 15336564, 6238266, 6238422, 6238486, 90541937, 93174208, RENAULT 5010412450

ref. 44.F33485



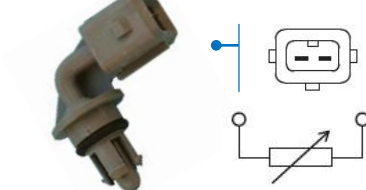
Referências: ALFA ROMEO 46462179, 46469865, 46472179, 500382599, 55187822, 60814715, 71741090, BENTLEY 3Z0963535, BOSCH 0280130093, 0280130094, 0280130122, 0281002169, 0281002170, 0281002209, 0281002473, CADILLAC 12566778, 15393755, CHEVROLET 12566778, 12639899, 55566146, 55599958, 90542063, 90570185, 96968950, CHRYSLER 5066779AA, K05066779AA, CITROËN 1338C7, 1338F9, DODGE 5066779AA, K05066779AA, FIAT 46469865, 46472179, 500382599, 60814715, 71739856, 99455420, K05066779AA, FUSO (MITSUBISHI) MK667448, GM GENERAL MOTORS 12566778, 12639899, 15393755, 25183414, 55566146, 55599958, 9193163, 9198691, 90541520, 90541937, 90542063, 93174208, 96888950, 97227219, HONDA 37870-PLZ-D00, 37870-RBD-E01, IVECO 42538752, 500382599, 99455420, JEEP 5066779AA, 68142898AA, K05066779AA, K68142898AA, KW 530239, LANCIA 46469865, 46472179, 500382599, 60814715, K05066779AA, MASERATI 180137, 46329646, 46329958, 673001046, 46329958, 673001417, OPEL / VAUXHALL 12566778, 12639899, 1338179, 1338357, 1338418, 1338467, 1338511, 1342567, 4801922, 4818227, 55566146, 55599958, 6235065, 6238179, 6238266, 6238422, 6238935, 6338486, 90541520, 90541937, 0542063, 9193163, 9198691, 93174208, 96888950, 97227219, PEUGEOT 1338C7, 1338F9, RENAULT 5001848546, RENAULT TRUCKS 5001848546, 5001850950, 5010412450, 7485137860, SAAB 12566778, 12639899, 15393755, 24436779, 4680585, 4772208, 4772307, 4773586, 5341391, 55566146, 5959283, 90541937, 90542063, 90570185, 9172713, 9198691, 9542861, 9543406, SUZUKI 13650-78J00, 13650-78J00-000, VALEO 7000283

ref. 44.F33490  
44.330137



Referências: BOSCH 0281002169, 0281002209, CITROËN / PEUGEOT 00001338C7, 1338C7, 1338F9, FIAT 46469865, 46472179, 60814715, 99455420, GM GENERAL MOTORS 90542063, HONDA 37870-PLZ-D00, 37870-RBD-E01, IVECO 500382599, OPEL 12566778, 1338467, 1338511, 15336564, 6238266, 6238422, 6238486, 90541937, 93174208, RENAULT 5010412450

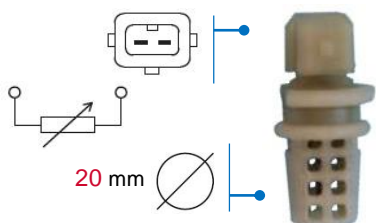
ref. 44.F33510



Referências: CITROËN / PEUGEOT 19204G, 19208Y, 19209F, 9620182860, 9625191780, FIAT 9463327680, 9627389680, GM GENERAL MOTORS 93161007, NISSAN 22630-00QAA, 22630-00QAC, 22630-BN701, OPEL 4412325, RENAULT 165802799R, 8200164249, 8200415409, 8200454482, VALEO 255602, 402218036RS, I0879336NI, I0879336RS

\* As marcas e números originais servem apenas como referência, excepto onde mencionadas como tal.

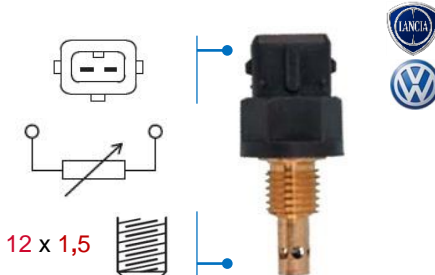
ref. 44.F33520



Referências: GM GENERAL MOTORS 09109683, 90411958, MITSUBISHI MD313486, OPEL 0836402, 4401683, RENAULT 7700744583, SIEMENS 5WK90581, S101432002, VOLVO 30804940, 30871112



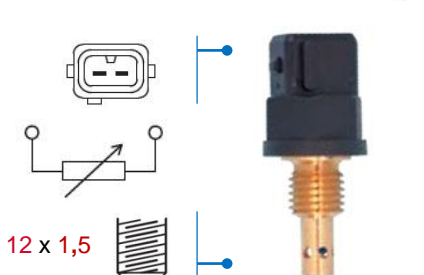
ref. 44.F33535



12 x 1,5



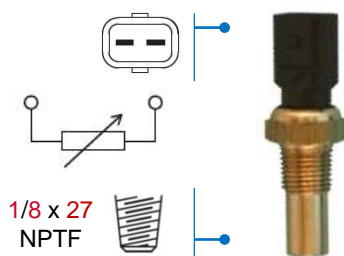
ref. 44.F33536



12 x 1,5



ref. 44.F33540  
44.330659

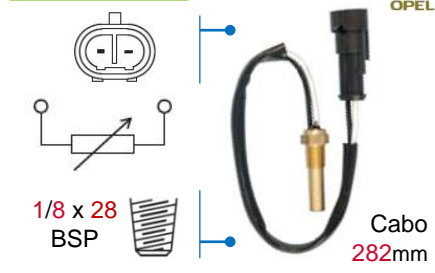


1/8 x 27  
NPTF

Referências: CHRYSLER 56004815



ref. 44.F33555

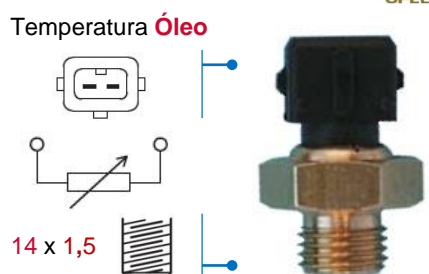


1/8 x 28  
BSP

Referências: OPEL 1338449, 94342011



ref. 44.F33560

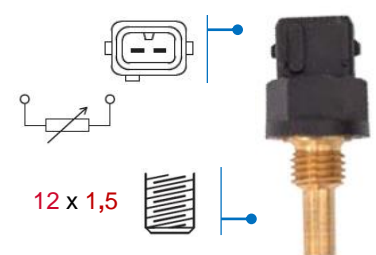


Temperatura Óleo

14 x 1,5



ref. 44.F33590

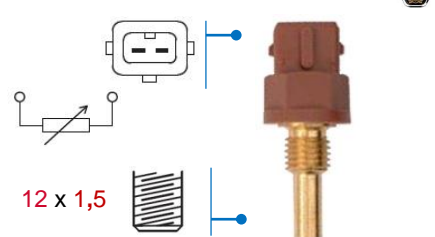


12 x 1,5

Referências: BMW 1730034, 13621730034, EPS 1.830.178, KW 530178, SIEMENS 5WK90081



ref. 44.F33595

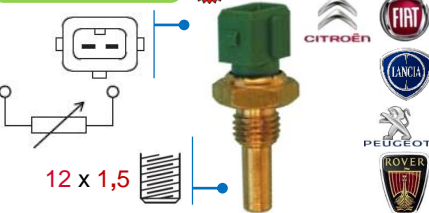


12 x 1,5

Referências: DAIMLER LHE1600AA, EPS 1.830.248, JAGUAR LHE1600AA, KW 530248, LAND ROVER MEK100060L, MG MEK100060, ROVER GTR206, MEK100060, SAGEM 70415A



ref. 44.F33600  
44.180884

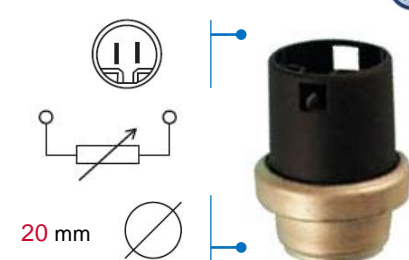


12 x 1,5

Referências: BMW 13622242184, 13641288158, BOSCH 0280130055, CHRYSLER 4720598, CITROËN / PEUGEOT 19203F, FIAT 60573388, 6081220, 60812200, 6081224, 60812240, 7738223, FORD 7072695, GM GENERAL MOTORS 90487859, JAGUAR DAC4737, LAND ROVER STC2299, OPEL 1338454, 1342852, ROVER MVK10002, SAAB 7563562



ref. 44.F33610




20 mm

Referências: VW 251919501



ref. 44.F33620  
44.330103 / V

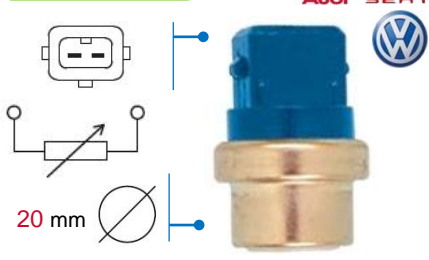


20 mm

Referências: AUDI 251919501D, EPS 1.830.086, FORD 1669949, 95VW-10884-BA, KW 530086, SEAT / VW 251919501A, 251919501D



ref. 44.F33630

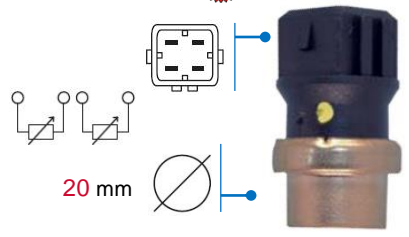


20 mm

Referências: AUDI / SEAT / VW 025906041A, EPS 1.830.101, FORD 1669965, 95VW-12A648-BA, KW 530101, MERCEDES-BENZ A0025420718, VALEO 700011



ref. 44.F33640  
44.330287

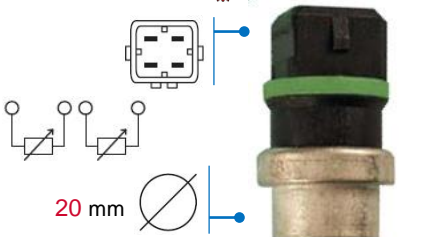


20 mm

Referências: EPS 1.830.146, FORD 1331294, 1669948, 95VW-10884-AA, 95VW-10884-AB, KW 530146, SEAT / SKODA / VW 357919501A, 6U0919501B, VALEO 700012



ref. 44.F33650  
44.330128

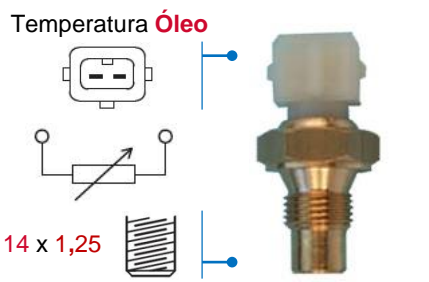


20 mm

Referências: EPS 1.830.172, KW 530172, SEAT / SKODA / VW 007072214F, 357919501, 357919501B, VALEO 700013



ref. 44.F33660



Temperatura Óleo

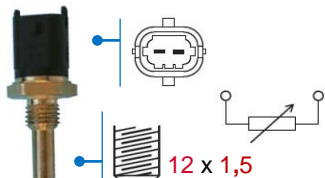
14 x 1,25





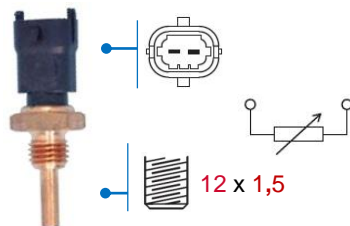
ref. **44.F33680**  
**44.330509**

NOVO



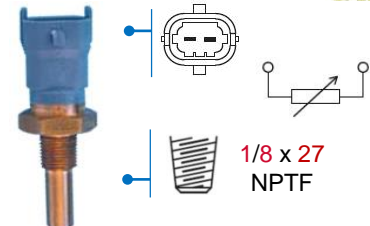
Referências: ALFA ROMEO / FIAT 55203964, 55353809, K68122824AA, CADILLAC 93191653, CHRYSLER 55203964, EPS 1.830.264, FIAT 71746355, K68101520AA, GM GENERAL MOTORS 12992783, 55353809, 90530444, 93191653, JEEP 55203964, 68101520AA, 68122824AA, K68101520AA, KW 530264, LANCIA 55203964, OPEL / VAUXHALL 12992783, 1342570, 1342571, 6338046, 850492, 90530444, 93191653, SAAB 12992783, 93191653, SIEMENS 5WK96055, 5WK96059, SUZUKI 13650-79J80, 13650-79J80-000

ref. **44.F33685**



Referências: ALFA ROMEO / FIAT / LANCIA 46462179, 46469865, 46472179, 50038259, 55187822, 60814715, 71741090, BENTLEY 320963535, BOSCH 0280130093, 0280130094, 0280130122, 0281002169, 0281002170, 0281002209, 0281002473, CADILLAC 12566778, 15393755, CHEVROLET 12566778, 12639899, 55566146, 55599958, 90542063, 90570185, 96868950, CHRYSLER 5066779AA, K05066779AA, CITROËN / PEUGEOT 1338C7, 1338F9, DODGE 5066779AA, K05066779AA, EPS 1.830.239, FIAT 99455420, K05066779AA, FUSO (MITSUBISHI) MK667448, GM GENERAL MOTORS 12566778, 12639899, 15393755, 25183414, 55566146, 55599958, 9193163, 9198691, 90541520, 90541937, 90542063, 93174208, 96868950, 97227219, HONDA 3870-PLZ-D00, 37870-RBD-E01, IVECO 42538752, 50038259, 99455420, JEEP 5066779AA, 68142898AA, K05066779AA, K68142898AA, KW 530239, MASERATI 180137, 46329646, 46329958, 673001046, 673001417, OPEL / VAUXHALL 12566778, 12639899, 1338179, 1338357, 1338418, 1338467, 1338511, 1342567, 4801922, 4818227, 55566146, 55599958, 6235605, 6238179, 6238266, 6238422, 6238935, 6338486, 90541520, 90541937, 90542063, 9193163, 9198691, 93174208, 96868950, 97227219, RENAULT 5001848546, RENAULT TRUCKS 5001848546, 5001850950, 5010412450, 7485137860, SAAB 12566778, 12639899, 15393755, 24366779, 4660585, 4772208, 4772307, 4773586, 5341391, 55566146, 5959283, 90541937, 90542063, 90570185, 9177213, 9198691, 9542861, 9543406, SUZUKI 13650-78J00, 13650-78J00-000, VALEO 700028

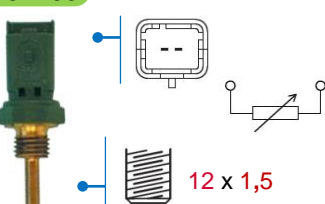
ref. **44.F33690**



Referências: BOSCH 0281002259, EPS 1.830.263, GM GENERAL MOTORS 9117449, KW 530263, OPEL 1338469, 9117449, VAUXHALL 9117449

ref. **44.F33700**  
**44.330142**  
**44.181403**

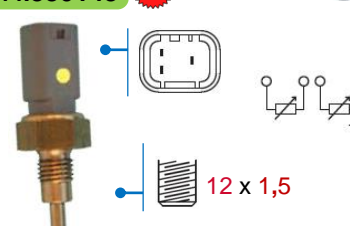
NOVO



Referências: FIAT 46554621, 55188058, 55193203, 77363457, OPEL 1338040, 6338023, 6338038, 93177344, 93184155, SUZUKI 13650-79J50-000, 13650-84E50-000, 13650-84E51-000

ref. **44.F33720**  
**44.330143**

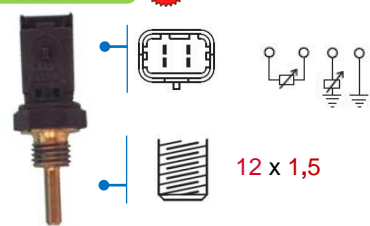
NOVO



Referências: ALFA ROMEO / FIAT / LANCIA 46474712, 6000625331, 60814402, EPS 1.830.277, FIAT / LANCIA 46474713, KW 530277, MAGNETI MARELLI 111040218301, 40218301, SKA087

ref. **44.F33723**  
**44.330495**

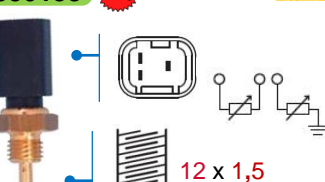
NOVO



Referências: ALFA ROMEO / FIAT 46753479, 60816476, EPS 1.830.286, FIAT 77363458, KW 530286, LANCIA 46753479, 77363458, MAGNETI MARELLI 40238601, 510040238601, 511040238601

ref. **44.F33724**  
**44.330138**

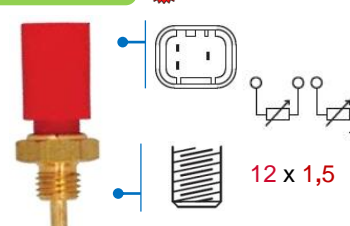
NOVO



Referências: DACIA 226306024R, 6001543610, 7700101968, 7700103348, 8200561449, EPS 1.830.252, GM GENERAL MOTORS 9109811, 91159949, 93198313, 95519566, KW 530252, LADA 8200561449, MAGNETI MARELLI 40211402, NISSAN 22630-00Q1C, 22630-00Q3B, 22630-00QAB, 22630-6024R, OPEL 4401811, 4408333, 4434334, 4502758, 9109811, 91159949, 93198313, 95519566, RENAULT 226306024R, 6001543610, 7700101968, 7700103348, 7700113867, 8200561449, VAUXHALL 9109811, 91159949, 93198313, 95519566

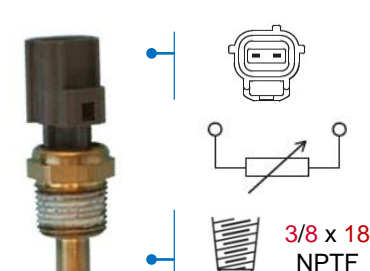
ref. **44.F33725**  
**44.330559**

NOVO

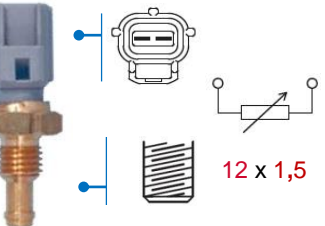


Referências: EPS 1.830.271, FIAT 46520915, KW 530271, MAGNETI MARELLI 40224001, 510040224001

ref. **44.F33730**

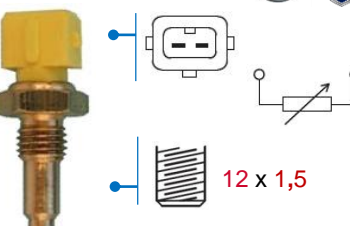


ref. **44.F33735**



Referências: FORD 1047284, 3929104, 4537712, 5072891, 8E5A-12A648-AA, 978F-12A648-AA, F62F-12A648-AA, F62Z-12A648-AA, F77Z-12A648-AA, F8CZ-12A648-AA, XU3F-12A648-AA, HYUNDAI MFSB9-18840, JAGUAR LRA1600BA, LAND ROVER LR019736, MAZDA FSB9-18840, FSD9-18840, LF01-18840, LF01-18840-A, VALEO 700026, VOLVO 30656161, 30777334


ref. **44.F33760**



Referências: EPS 1.830.220, FIAT 46414596, 500309833, IVECO 500309833, KW 530220, LANCIA 46414596, MAGNETI MARELLI 510040193001, VALEO 700024

ref. **44.F33780**  
**44.330497**

NOVO



Referências: AUDI / SEAT / SKODA / VW 059919501, 078919501B, EPS 1.830.260, KW 530260, VDO 814/17

\* As marcas e números originais servem apenas como referência, excepto onde mencionadas como tal.



ref. **44.F33781**  
**44.330141** **NOVO**

20 mm

Referências: AUDI / SEAT / SKODA / VW 059919501A, 078919501C, EPS 1.830.258, FORD 1100619, 1124770, XM21-8A570-BA, KW 530258

ref. **44.F33782**

20 mm

Referências: AUDI / SEAT / SKODA / VW 059919501, 078919501B, EPS 1.830.260, KW 530260, VDO 814/1/7

ref. **44.F33783**  
**44.330496** **NOVO**

20 mm

Referências: FORD 1100619, 1124770, XM21-8A570BA, VW 059919501A

ref. **44.F33784**

20 mm

Referências: FORD 1100736, 1459209, 6M2110884AA, XM2110884BA, HYUNDAI V10-99-0001, MERCEDES-BENZ 0135427817, A0135427817, MITSUBISHI MN980152, MN980264, PORSCHE 95510612500, 95510612501, 99760641000, VW 06A919501, 06A919501A

ref. **44.F33790**

20 mm

Referências: CITROËN 1338C0, 9633518880, EPS 1.830.293, FIAT 9633518580, KW 530293, PEUGEOT 1338C0

ref. **44.F33791**

14 x 1,25

Referências: CITROËN / PEUGEOT 133887, EPS 1.830.320, FIAT 9625027280, KW 530320

ref. **44.F33792**  
**44.330588** **NOVO**

14 x 1,25

Referências: CITROËN / PEUGEOT 133810, 133855, 133856, 133884, 96033248, EPS 1.830.308, FIAT 9603324880, 9621000680, KW 530308, LANCIA 9621000680

ref. **44.F33795**  
**44.330551** **NOVO**

12 x 1,5

Referências: CITROËN 133897, 1338A6, 96310010, 96368027, EPS 1.830.291, FIAT 9631000880, 9636777280, KW 530291, PEUGEOT 133897, 1338A6, RENAULT 9636777280, SUZUKI 13650-86C0, 13650-86C0-000

ref. **44.F33800**

3/8 Gas  
19 h con

Referências: HYUNDAI 39220-21310, 39220-21320, 39220-21330, MITSUBISHI MD069879

ref. **44.F32220**  
**44.330104** **NOVO**

M14 x 1,5  
19

Referências: DAEWOO 0055421017, 0055422617, 6615423017, EPS 1.830.088, KW 530088, MERCEDES-BENZ A0025422517, A0055421017, A0055422617, A6615423017, SSANGYONG 0055422617, 6615423017, VDO 801/20/1, VW 2D0919501C

ref. **44.F33340**  
**44.330117** **NOVO**

3/8 x 18  
19

Referências: DAEWOO 25036979, EPS 1.830.129, FIAT 7604097, GENERAL MOTORS 12146312, 15326386, 25036979, HONDA 8-2503-697-90, ISUZU 12146312, 15326386, 8-12146312-0, 8-15326386-0, 8-25036979-0, KW 530129, LANCIA 7604097, OPEL / VAUXHALL 1236302, 12146312, 1338450, 15326386, 25036979, 6238236, VALEO 700020

ref. **44.330129** **NOVO**

M14 x 1,5  
19

Referências: BMW 1710535, 12621710535, 12621747281, 12621747281, EPS 1.830.176, KW 530176, VDO 805/10/1, 805/34/001

ref. **44.330195** **NOVO**

M16 x 1,5  
17

Referências: EPS 1.850.205, KIA K201-18-840, KW 550205, MAZDA B6S7-18-840

ref. **44.330333** **NOVO**

M14 x 1,5  
19

Referências: EPS 1.830.139, KW 530139, MERCEDES-BENZ A0085424517

ref. **44.F33707**  
**44.330552** **NOVO**

Ø 20mm

Referências: BMW 13627535068, CITROËN / PEUGEOT 1338F3, 1338F8, 96566364

\* As marcas e números originais servem apenas como referência, excepto onde mencionadas como tal.

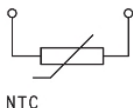
ref. 44.F33704  
44.330553

NOVO



M12 x 1,5

19



NTC



**Referências:** ABARTH / ALFA ROMEO / CHRYSLER / FIAT / LANCIA 55190791, 77363465, EPS 1.830.326, FORD 1535412, 9S51-12A648-AA, 9S51-12A648-AA, GM GENERAL MOTORS 55190791, 55190792, JEEP 55190791, K68070744AB, K68070744AB, K68070744AB, OPEL / VAUXHALL 1338270

ref. 44.F33811  
44.330558

NOVO



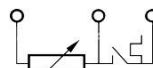
NTC

**Especificações:**

**Referências:** DACIA 226301872R, 8200385782, 8200650777, 8200766043, 226301872R, EPS 1.830.337, GM GENERAL MOTORS 93198034, 95519127, INFINITI 22630-00Q0K, 22630-00Q2J, KW 530337, MERCEDES-BENZ A2819050500, A6079051200, NISSAN 22630-00Q0F, 22630-00Q0K, 22630-00Q1M, 22630-00Q2J, OPEL / VAUXHALL 4423727, 95519127, 4431529, 4433120, 93161777, 93198034, RENAULT 110603999R \*Y, 1106039363R \*Y, 226301872R, 8200385782, 8200650777, 8200766043, 226301872R, H8200421597, SMART A6079051200, SUZUKI 13650-67JG0, 13660-84A01, 13650-67JG0-000

ref. 44.330581

NOVO



M12 x 1,5

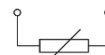
19

**Referências:** HYUNDAI 39220-2X100



ref. 44.F33746  
44.330584

NOVO



M12 x 1,75

19

**Referências:** EPS 1.830.294, FORD 3857955, 5040463, 8L3A-6G004-AA, F65F-6G004-AB, KW 530294



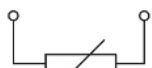
ref. 44.330585

NOVO



M13


19



**Referências:** ASTON MARTIN 3L8A-12A648-BA, 6G33-37-10772, 6G43-37-10447, CITROËN / PEUGEOT 9675342080, EPS 1.830.285, FORD 1109340, 1458378, 1484876, 7C11-12A648-AC, 1540574, 1803883, 1702985, 7M51-12A648-BA, 1802332, 3L8A-12A648-BB, 1892398, 1L2A-12A648-AA, 1L2Z-12A648-AA, 3L8A-12A648-BA, 4093827, 4529853, 7C11-12A648-AB, 7C12-12A64-8A, 7M51-12A648-AA, 7M51-12A648-BA, XS6F-12A648-CA, XS6F-12A648-CB, XS6Z-12A648-CA, JAGUAR JDE28626, KW 530285, LAND ROVER LR000241, LR044930, LR000318, LR025045, MAZDA AJ03-18-840, AJ03-18-840B, AJ03-18-840A, U202-18-840, VOLVO 31216653, 31422342, 31272434, 31401576, 31492215

ref. 44.F33736  
44.330586

NOVO



12,5

**Referências:** EPS 1.830.302, FORD 1089854, XS6F-12A648-BA, KW 530302

ref. 44.330606

NOVO



19

1/8 x 27 NPT

**Referências:** FORD 3999215, F83F10884AA

ref. 44.F33750  
44.330605


NOVO



19

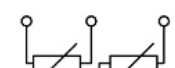
1/8 x 27 NPT

**Referências:** FORD 3936774, F77F10884BB



ref. 44.330632  
44.33355


NOVO



NTC NTC

3/8 GAS

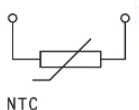
19



**Referências:** EPS 1.830.367, HYUNDAI 39220-38020, 39220-38030, 39230-26700, KIA 25600-2CTA0 \*8, 39220-38020, 39220-38030, 39230-26700, KW 530367

ref. 44.F33580  
44.330638

NOVO



NTC

M12 x 1,5

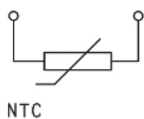
19



**Referências:** EPS 1.830.213, KW 530213, SUBARU 22630-AA040, 22630-AA041



ref. **44.F33320**  
**44.330651** **NOVO**



NTC

19

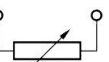


M12 x 1,5



**Referências:** CHEVROLET 96279857, 96325864, 96815490, DAEWOO 96279857, 96325864, 96815490, EPS 1.830.194, GENERAL MOTORS 96279857, 96325864, 96815490, KW 530194, RENAULT 7700743684, VOLVO 3447882, 34478826

ref. **44.330663** **NOVO**



NTC

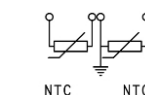
19



M16 x 1,5

**Referências:** HYUNDAI 39230-42000

ref. **44.330665** **NOVO**



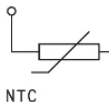
NTC

NTC



**Referências:** EPS 1.830.371, HYUNDAI 39220-02500, 39220-02510, 39220-02520, 39220-38010, 39220-3C010, KIA 39220-38010, 39220-3C010, KW 530371

ref. **44.F33850**  
**44.330693** **NOVO**



NTC

**Referências:** EPS 1.830.318, FIAT 46824133, 55214055, 55214054, 71716685, 71719393, 71719202, KW 530318, LANCIA 71719202, 71719393, MAGNETI MARELLI 806001359701, WTS 11/A, WTS 11/B

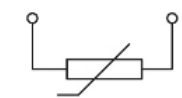
ref. **44.F12860**  
**44.330696** **NOVO**



**Especificações:**

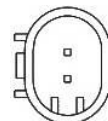
**Referências:** VW 047919081B

ref. **44.F32705**  
**44.330757** **NOVO**



NTC

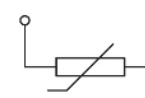
**Mecânico**



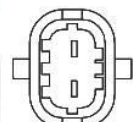
**Especificações:** 4 conectores

**Referências:** ALFA ROMEO 55353807, CHEVROLET 55353807, 55591401, 55563530, 55591002, CONTINENTAL A2C83276000, A2C83276100, EPS 1.830.324, FIAT 55353807, GM GENERAL MOTORS 55353807, 55563530, 55591002, 55591401, KW 530324, OPEL / VAUXHALL 1338246, 1338369, 1338370, 55591401, 55353807, 55563530, 6338045, 1338370, SAAB 55353807, VDO 805/43/5, 805/43/9

ref. **44.F33495**  
**44.330777** **NOVO**



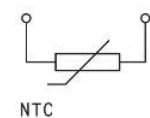
NTC



**Especificações:** 2 conectores

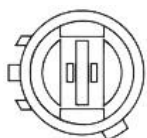
**Referências:** ALFA ROMEO / FIAT / GM GENERAL MOTORS / LANCIA 55206393, CHEVROLET / CHRYSLER 55206393, CITROËN / PEUGEOT 1338G9, EPS 1.830.357, FORD 1724202, BS51-12A648-AA, JEEP 55206393, 68275125AA, K68275125AA, KW 530357, OPEL / VAUXHALL 1338359, 55206393, SUZUKI 13650-63P00, 13650-63P00-000, 13650-68L00, 13650-68L00-000

ref. **44.F33450**  
**44.330803** **NOVO**



NTC

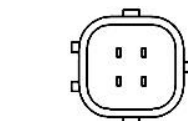
M12 x 1,5



**Especificações:**

**Referências:** ACURA 37870-PJ7-003, 37870-PK2-005, EPS 1.830.198, HONDA 37870-PJ7-003, 48160-P6K-004, 37870-PK2-005, ISUZU 5-86202847-0, KW 530198, ROVER GTR210, MEK100120, MEK100070

ref. **44.F33860**  
**44.330856** **NOVO**



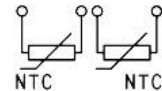
**Especificações:** 4 conectores

**Referências:** DAEWOO 0115425117, EPS 1.830.316, KW 530316, MERCEDES-BENZ A0115425117, SSANGYONG 0115425117, VDO 213/4/1, VW 2D0919369

22



M14 x 1,5



NTC

NTC

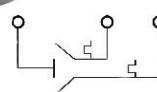
ref. **44.330834** **NOVO**



M14 x 1,5

**Especificações:** 3 conectores


**Referências:** BMW 61318376440, VALEO 820319





ref. **44.F33890**  
**44.330857**

**NOVO**




Especificações: 2 conectores

Referências: BMW 13627797957, 7797957, EPS 1.830.348, KW 530348, MINI 13627797957, TOYOTA 89422-WA010

ref. **44.F33701**  
**44.330859**

**NOVO**



Referências: FIAT 7083932, 71736835

ref. **44.330866**

**NOVO**




Especificações:

Referências: CITROËN 1920NH, DACIA 166391343R, 7701206904, EPS 1.830.317, FIAT 9467599980, FORD 1452490, 4S4Q-9D995-BA, 1820365, 4S4Q-9D995-BA, 9M5Q-9F951-AA, KW 530317, NISSAN 16970-BN700, 22630-00Q1N, 22670-00Q1N, 22670-00QAC, PEUGEOT 1920NH, RENAULT 166391343R, 7701206904, TOYOTA SU001-A0688

ref. **44.550387**

**NOVO**




Especificações: 2 conectores

Referências: CITROËN / PEUGEOT 19206C, DACIA 7701055723, EPS 1.994.012, KW 494012, NISSAN 22693-00QAA, RENAULT 7701055723

ref. **44.550719**

**NOVO**



Especificações: 2 conectores

Referências: CHEVROLET 96508200, DAEWOO 96351837, 96508200, EPS 1.994.019, HYUNDAI 39230-2F000, 39340-26010, 39340-24760, 39340-24765, 39340-37100, 39340-2F000, KIA 0K2AB-18831, KK371-18831, 0K9BV-18831, 39230-2F000, 39340-26010, 39340-24765, 39340-37100, 39340-2F000, 39340-37100, KW 494019, SSANGYONG 1610943248, 1610943648

ref. **44.F33280**

**NOVO**



Especificações: 2 conectores

Referências: EPS 1.830.183, KW 530183, MERCEDES-BENZ A0095423517

ref. **44.F33426**

**NOVO**



Referências: ASTON MARTIN 6G43-08-10064, EG33-08-10726, EPS 1.994.004, FORD 1090457, 9C11-12A697-BA, 1682035, 3906827, F7RF-12A697-AA, 4046339, 1090457, 7256454, 9C11-12A697-BA, F62F-12A697-AA, F6SF-12A697-AA, F6SF-12A697-AB, F6SF-12A697-AB, F7RF-12A697-AA, YC1F-12A697-AB, KW 494004, MAZDA FSB9-18-845

ref. **44.F33708**

**NOVO**



Referências: BMW 1362753068, CITROËN / PEUGEOT 1338 F3, 1338 F8, 96 566 36482210822201886, AS2114, 027-60-15935, ADB117217, BTS3069, 96556364, EV0004, XTS7707, 37173, FTS3069, 82.479, 6PT009309-221, 7472234, SNB1118, 82234, 0905083, QF00T01657, QF25A00033, 62937173, 862610055, V42-72-0026, 410580137, WG1407388, WG1431299

ref. **44.F33785**

**NOVO**

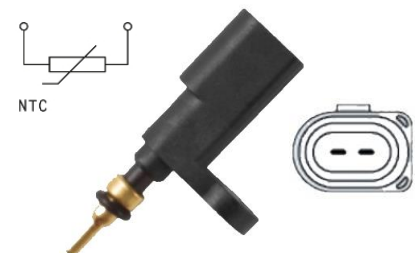


Especificações: 4 conectores

Referências: AUDI / SEAT / SKODA / VW 058919501A, EPS 1.830.232, KW 530232, VALEO 700025, VDO 814/1/5

ref. **44.F33891**


**NOVO**



Referências: VW 03F919501

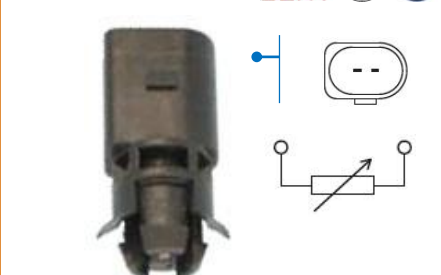
ref. **44.F33892**



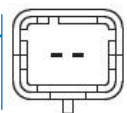
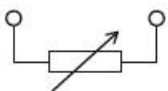

**NOVO**



Referências: AUDI / SEAT / SKODA / VW 03L919824C, 04L919824, 04L919824C, 059919523A, 03L919824B, EPS 1.830.378, KW 530378, PORSCHE 95560622100, VW 750907527

ref. **44.F33515**



<div data-bbox="151 212 343 302"> <p>ref. <b>44.F33705</b> <b>44.330624</b> <b>44.181408</b></p> </div> <div data-bbox="351 246 399 291"> <p>NOVO</p> </div> <div data-bbox="470 190 590 436">  </div> <div data-bbox="175 347 359 795">  </div> <div data-bbox="367 392 494 504">  </div> <div data-bbox="399 537 566 627">  </div> <div data-bbox="343 660 566 750">  <p>12 x 1,5</p> </div> <div data-bbox="151 806 582 918"> <p><b>Referências:</b> CITROËN / PEUGEOT 1338A7, 9636777180, 96368023, 96368024, 9670340380, DS 9670340380, EPS 1.830.276, FIAT / LANCIA 9628454680, 9636777180, GM GENERAL MOTORS 3639492, KW 530276, OPEL / VAUXHALL 3639492, RENAULT 9636777180, TOYOTA 89422-02020, SU001-01117</p> </div>		

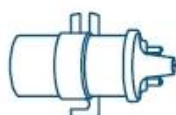
\* As marcas e números originais servem apenas como referência, excepto onde mencionadas como tal.

Cabo **Hypalon**  
Ø 7mm



Referência	Comprimento
ref. 44.F87010	1200 mm
ref. 44.F87020	1000 mm
ref. 44.F87030	850 mm
ref. 44.F87040	750 mm
ref. 44.F87050	600 mm
ref. 44.F87060	500 mm
ref. 44.F87070	400 mm
ref. 44.F87080	300 mm

Cabo **Hypalon**  
Ø 7mm




Referência	Comprimento
ref. 44.F87210	850 mm
ref. 44.F87220	750 mm
ref. 44.F87230	600 mm
ref. 44.F87240	500 mm
ref. 44.F87250	400 mm
ref. 44.F87260	300 mm



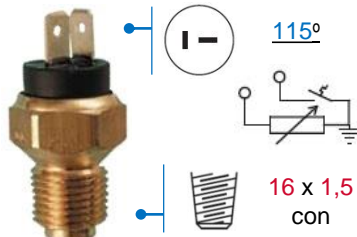


ref. **44.F35460**  
**44.330159**



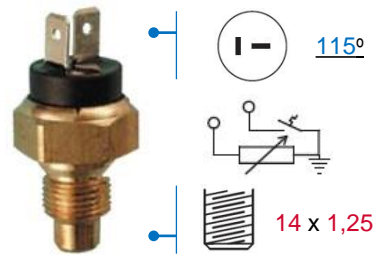
Referências: VW 034919369A, EPS 1.840.056, KW 540056

ref. **44.F34020**  
**44.330314**



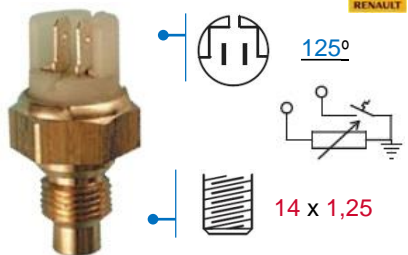
Referências: FIAT 4824207, 504128963, 5969930, 7762302

ref. **44.F34030**



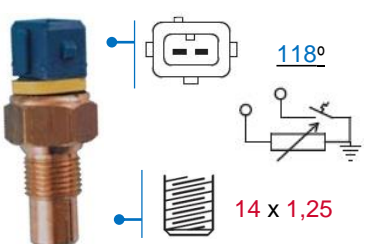
Referências: EPS 1.830.506, FIAT / LANCIA 5996648, KW 530506

ref. **44.F34040**




Referências: EPS 1.830.510, KW 530510, RENAULT 7700755595, 7700758464, 7700778782, 7700786467

ref. **44.F34050**



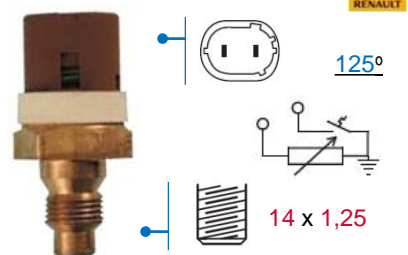
Referências: CITROËN 024268, 024285, 024287, 96018422, EPS 1.830.558, FIAT / LANCIA 9601842280, 9617916180, KW 530558, PEUGEOT 024268, 024285, ROVER PEJ10007

ref. **44.F34060**




Referências: ALFA ROMEO / LANCIA 60806378, 60811250, 7553258, 7762300, EPS 1.830.509, FIAT 7553258, 7762300, KW 530509, FIAT / LANCIA 60809521

ref. **44.F34070**



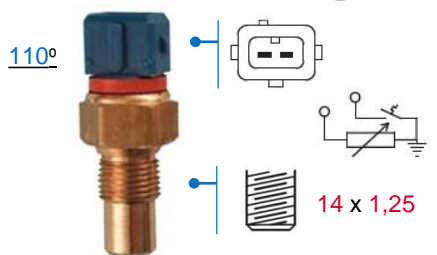
Referências: EPS 1.830.532, KW 530532, RENAULT 7700805271, 7700810880

ref. **44.F34080**



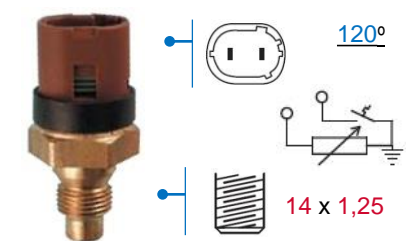
Referências: CITROËN / PEUGEOT 133893, 1338F7, EPS 1.830.526, FIAT 4837950, 504127558, IVECO 4837950, KW 530526

ref. **44.F34090**



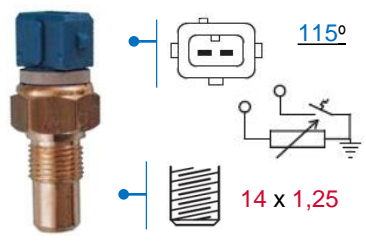
Referências: CITROËN 133833, 96089138, EPS 1.830.521, FIAT / LANCIA 9608913880, KW 530521, PEUGEOT 133833

ref. **44.F34100**  
**44.330146**



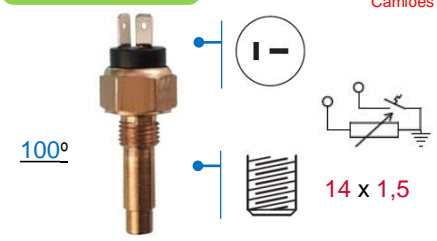
Referências: EPS 1.830.522, KW 530522, RENAULT 7700810879

ref. **44.F34110**  
**44.330147**



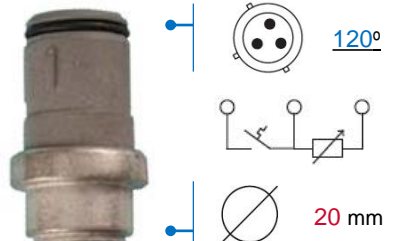
Referências: CITROËN 024268, 024285, 024287, 96018422, EPS 1.830.558, FIAT / LANCIA 9601842280, 9617916180, KW 530558, PEUGEOT 024268, 024285, ROVER PEJ10007

ref. **44.F34150**  
**44.180931**



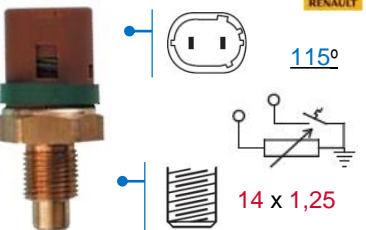
Referências: AUDI / PORSCHE 01E941521A, 01E941521B, EPS 1.860.256, KW 560256, SEAT 01E941521B, SKODA / VW 01E941521A, 01E941521B

ref. **44.F34220**



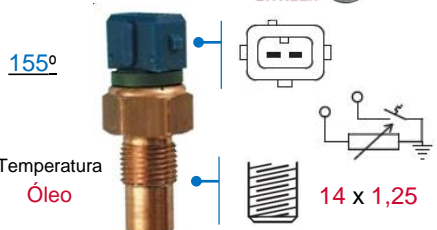
Referências: AUDI / VW 053919501A, EPS 1.830.533, KW 530533

ref. **44.F34230**



Referências: EPS 1.860.219, FIAT 71742586, GM GENERAL MOTORS 9204032, KW 560219, NISSAN 25310-4A00B, 25310-4A00C, OPEL 4700385, 9204032, SUBARU 37610-76G10, SUZUKI 37610-68K00, 37610-68K00-000, 37610-76G10, 37610-76G10-000, VAUXHALL 9204032

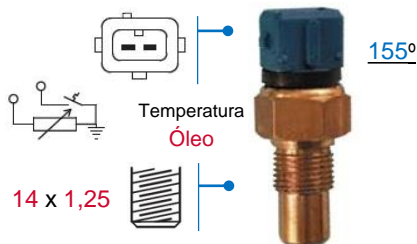
ref. **44.F34240**



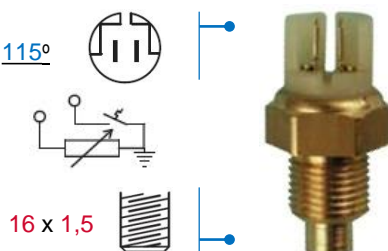
Referências: ABARTH / LANCIA 71740080, ALFA ROMEO 6000100077, 71740080, CADILLAC 9185908, CHRYSLER 71740080, CITROËN / PEUGEOT 225756, EPS 1.860.249, FIAT 71740022, 71740080, 73503780, GM GENERAL MOTORS 9185908, KW 560249, OPEL / VAUXHALL 11239196, 30592855, 9185908, SAAB 9185908

\* As marcas e números originais servem apenas como referência, excepto onde mencionadas como tais.

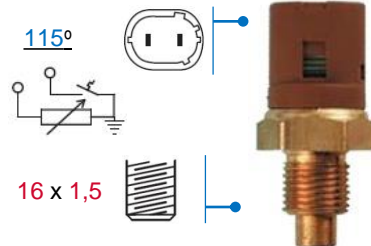
ref. 44.F34250



ref. 44.F34280

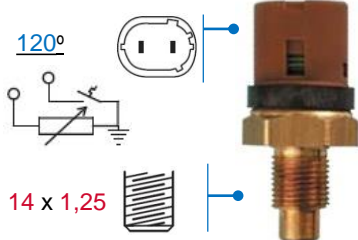


ref. 44.F34290




Referências: A EPS 1.830.540, KW 530540, RENAULT 7700805266

ref. 44.F34300




Referências: AUDI 701919369C, EPS 1.830.535, FORD 1669990, 95VW-8B607-LA, KW 530535, VW 701919369B, 701919369C

ref. 44.F34322




Referências: EPS 1.830.536, FORD 1097757, 95VW-8B607-MA, KW 530536, VW 701919369A, 701919369D

ref. 44.F34330




Referências: AUDI 701919369C, EPS 1.830.535, FORD 1669990, 95VW-8B607-LA, KW 530535, VW 701919369B, 701919369D, 701919369C

ref. 44.F34350




Referências: EPS 1.830.550, GM GENERAL MOTORS 9110298, KW 530550, MITSUBISHI M810074, OPEL 4402298, 9110298, RENAULT 7700829427, VAUXHALL 9110298, VOLVO 30810074, 308100742


ref. 44.F34360



ref. 44.F34370

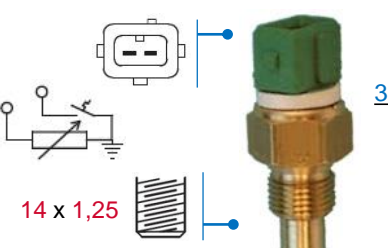


ref. 44.F34400



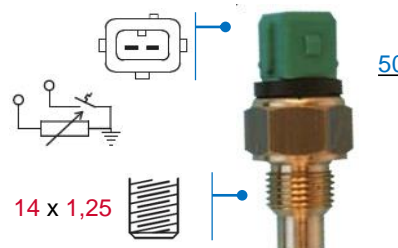
Referências: CITROËN/PEUGEOT 133843, 96203847, FIAT 9620384780, HYUNDAI 94655-29000, SUZUKI 13651-86CA0

ref. 44.F34410



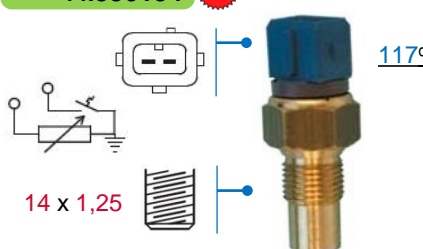
Referências: CITROËN / PEUGEOT 133850, EPS 1.830.548, KW 530548, NISSAN 25080-6F905, ROVER GTR209, MVK000209EVA

ref. 44.F34430



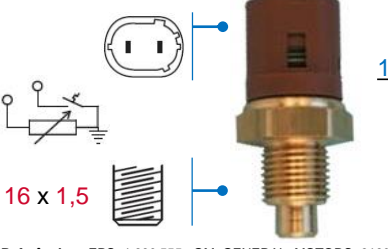
Referências: CITROËN / PEUGEOT 133885, EPS 1.830.554, FIAT 9625202480, KW 530554

ref. 44.F34440



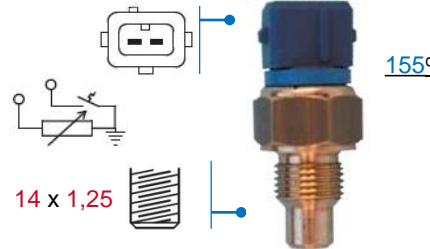
Referências: CITROËN / PEUGEOT 024283, EPS 1.830.553, KW 530553

ref. 44.F34450



Referências: EPS 1.830.555, GM GENERAL MOTORS 9160357, KW 530555, OPEL 4500057, 9160357, RENAULT 7700300648, VAUXHALL 9160357

ref. 44.F34460 /A



Referências: CITROËN / PEUGEOT 133886, EPS 1.830.552, FIAT 9624350280, 9624350880, KW 530552, RENAULT 9624350280

\* As marcas e números originais servem apenas como referência, excepto onde mencionadas como tal.



ref. 44.330760

NOVO



85°



6,3 mm



M10 x 1

Referências: AUDI / VW 034919369B, EPS 1.840.084, KW 540084, SEAT / VW 357919521D

ref. 44.F35070  
44.330156

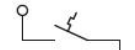
NOVO



115°



6,35 mm



16 x 1,5  
con

Referências: FIAT 4141538, 4163888, 4169122, 4185217, 4189508, 4334613, 4414779, 7512908, 7588847, 7588920, VW SE141947000A, ZASTAVA 1450292

ref. 44.F35080



6,35mm

115°

18 x 1,5

ref. 44.F35120



97°

6,35 mm



9,5 mm

ref. 44.F35130



107°



6,35mm



18 x 1,5

Referências: CITROËN 7910013785, 7910014016, 7910014017, EPS 1.840.014, FIAT 5430044, 7910013785, 9150242380, FORD 1640324, 86GB-10B843-AA, KW 540014, PEUGEOT 024218, 024236, RENAULT 7701348772

ref. 44.F35150



115°

16 x 1,5

ref. 44.F35170  
44.330527

NOVO



105°



6,35mm

14 x 1,25

Referências: CITROËN 024243, 95495591, 95579683, EPS 1.840.029, FORD 6590140, 90GB-10B843-AA, KW 540029, PEUGEOT 024230, 024243

ref. 44.F35180



112°



6,35mm



14 x 1,25

Referências: CITROËN/PEUGEOT 024226, 024249, 91519272, FORD 6198827, 6590141, 90GB-10B843-BA

ref. 44.F35200



115°



6,35mm



14 x 1,25

Referências: EPS 1.840.048, KW 540048, RENAULT 7700771786, 7700786460

ref. 44.F35220



93°

6,35mm



18 x 1,5

ref. 44.F35250  
44.82731

NOVO



120°



6,35mm



14 x 1,25

Referências: EPS 1.840.048, KW 540048, RENAULT 7700771786, 7700786460

ref. 44.F35260



118°

6,35mm



14 x 1,25

ref. 44.F35270



115°



6,35mm



14 x 1,25

Referências: EPS 1.840.041, FIAT 5997235, 7588846, 7588944, KW 540041, LANCIA 7588846, MAGNETI MARELLI 116580819913

ref. 44.F35280



70°



6,35mm



18 x 1,5

ref. 44.F35290  
44.330160

NOVO



118°



6,35mm



14 x 1,25

Referências: CITROËN / PEUGEOT 024278, 024286, CITROËN 96008159, EPS 1.840.131, HYUNDAI 94650-29100, 94650-29101, KW 540131


\* As marcas e números originais servem apenas como referência, excepto onde mencionadas como tal.



<p>ref. 44.F35295</p> <p>14 x 1,25 30°</p>	<p>ref. 44.F35300</p> <p>60° 20 mm</p>	<p>ref. 44.F35310</p> <p>119° 20 mm</p> <p>Referências: AUDI / SEAT / SKODA / VW 191919369A, EPS 1.840.074, KW 540074,</p>
<p>ref. 44.F35320</p> <p>55/65° 20 mm</p> <p>Referências: EPS 1.840.075, FORD 7280558, 95VW-8B607-HA, KW 540075, SEAT / VW 251919369B</p>	<p>ref. 44.F35340 44.330308</p> <p>6,35 mm 110°</p> <p>Referências: AUDI / VW 053919521, 191919521B, EPS 1.840.078, KW 540078, SEAT 191919521B</p>	<p>ref. 44.F35345</p> <p>90° 6,35 mm</p> <p>Referências: EPS 1.840.093, KW 540093, VW 535919521</p>
<p>ref. 44.F35350</p> <p>100° 6,35 mm</p> <p>Referências: EPS 1.840.132, KW 540132, SEAT / VW 191919521D</p>	<p>ref. 44.F35360</p> <p>125° 14 x 1,25</p>	<p>ref. 44.F35390</p> <p>70° 14 x 1,5</p>
<p>ref. 44.F35520 44.330157</p> <p>120° 6,35 mm</p> <p>Referências: EPS 1.830.144, GM GENERAL MOTORS 97036606, 97069786, HYUNDAI 39220-35510, 39220-35520, 39220-3C100, ISUZU 8-97036606-0, 8-97069786-1, 97069786, KIA 39220-35510, 39220-35520, 39220-3C100, KW 530144, MITSUBISHI MD149338, OPEL 1341031, 1341038</p>	<p>ref. 44.F35550</p> <p>50° 14 x 1,25</p> <p>Referências: CITROËN / PEUGEOT 024276, 96092918, FIAT 9609291880</p>	<p>ref. 44.F35580 44.330164</p> <p>119/112° 20 mm</p> <p>Referências: AUDI / SEAT / SKODA / VW 357919369E, EPS 1.840.107, FORD 7210733, 95VW-8B607-EA, KW 540107</p>
<p>ref. 44.F35585</p> <p>115/102° 20 mm</p>	<p>ref. 44.F35590</p> <p>112/106° 20 mm</p> <p>Referências: EPS 1.840.104, FORD 7210731, 95VW-8B607-DA, KW 540104, SEAT / VW 701919369E</p>	<p>ref. 44.F35600</p> <p>113° 14 x 1,25</p> <p>Referências: CITROËN / PEUGEOT 133840, SUZUKI 13655-66G00</p>

\* As marcas e números originais servem apenas como referência, excepto onde mencionadas como tal.

ref. 44.F35610



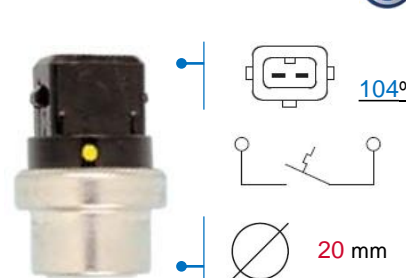
Referências: CITROËN / PEUGEOT 133827, EPS 1.840.114, FIAT 9614233680, KW 540114, SUZUKI 13650-66G00, 13650-66G00-000, 34850-86CB0, 34850-86CB0-000

ref. 44.F35620

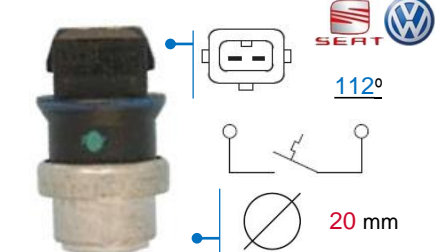


Referências: VW 1H0959625

ref. 44.F35630

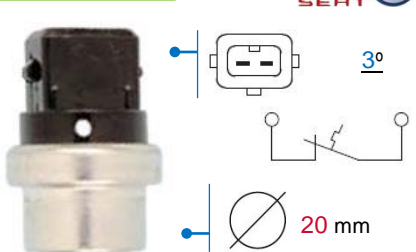


ref. 44.F35640

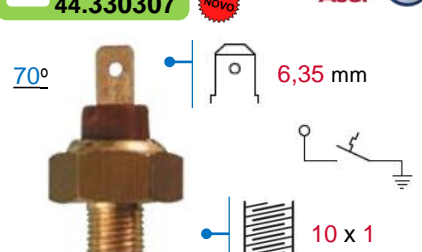


Referências: AUDI / SEAT / VW 357919369F, EPS 1.840.095, FORD 7355021, 95VW-8B607-EB, KW 540095

ref. 44.F35650

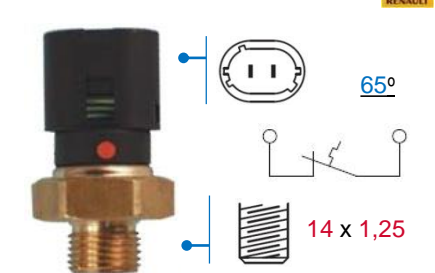


ref. 44.F35660

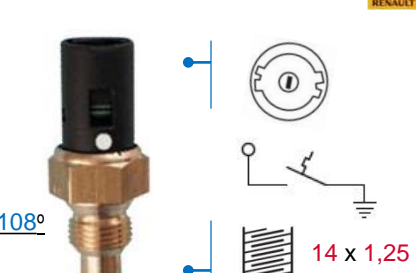


Referências: AUDI 191919521A, EPS 1.840.100, KW 540100, VW 191919521, 191919521A


ref. 44.F35700



ref. 44.F35740

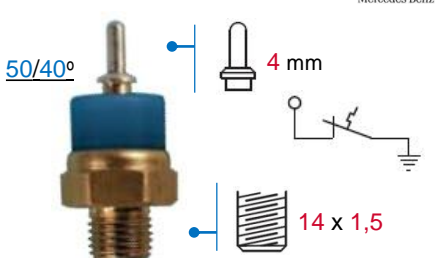


ref. 44.F35750



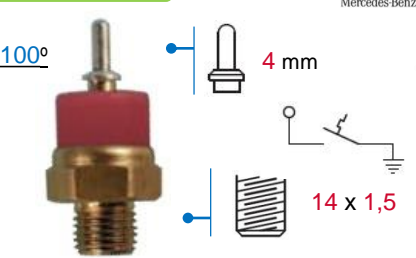
Referências: EPS 1.840.113, KW 540113, RENAULT 7700809907

ref. 44.F35760



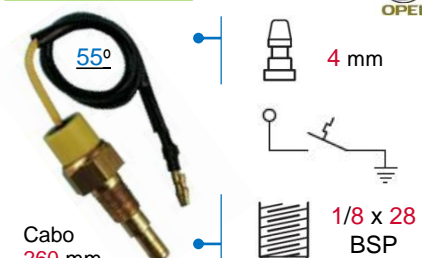
Referências: EPS 1.840.070, KW 540070, MERCEDES-BENZ A0055457024, A0065454424

ref. 44.F35770



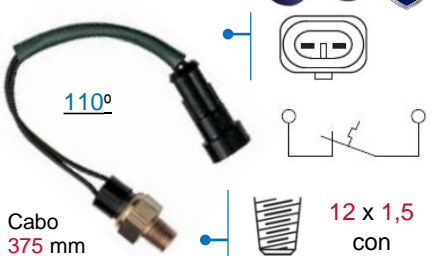
Referências: A EPS 1.840.069, KW 540069, MERCEDES-BENZ A0065451424, A0065453924

ref. 44.F35790



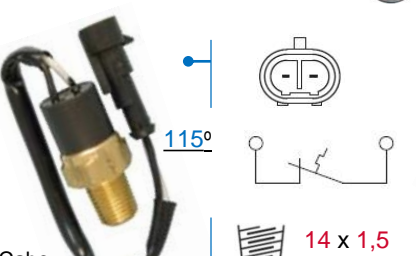
Cabo 260 mm

ref. 44.F35840



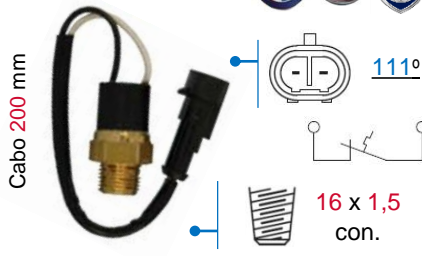
Referências: ALFA ROMEO 46478260, 60808796, EPS 1.840.089, FIAT 46478260, 7734329, KW 540089, LANCIA 46478260, 7734329

ref. 44.F35841



Cabo 220 mm

ref. 44.F35842



Referências: ALFA ROMEO 46478259, 60812438, EPS 1.840.055, FIAT / LANCIA 46478259, 7661866, KW 540055

\* As marcas e números originais servem apenas como referência, excepto onde mencionadas como tal.

\* As marcas e números originais servem apenas como referência, excepto onde mencionadas como tal.



ref. **44.F37710**  
**44.330179**

97/92°

M22 x 1,5 29

**Referências:** EPS 1.850.103, FIAT 46520219, 7570837, KW 550103

ref. **44.F36010**

95/90°

6,35 mm

14 x 1,5

**Referências:** BMW 1364272, 61311357073, 61311364272, EPS 1.850.064, KW 550064, OPEL 1341010, VALEO 820259, VOLVO 1378504, 13785043

ref. **44.F36020**

103/98°

5 mm

14 x 1,5

**Referências:** BMW 1364273, 61311364273, EPS 1.850.063, KW 550063, VALEO 820205

ref. **44.F36070**  
**44.181027**

92/87°

6,35 mm

22 mm

**Referências:** EPS 1.850.042, KW 550042, RENAULT 6001011893, VOLVO 1274047, 12740478, 1274048, 12740486, 1274962, 12749628

ref. **44.F36080**

96/88°

6,35 mm

22 mm

**Referências:** A EPS 1.850.093, KW 550093, NISSAN 21595-Q9025, ROVER BHM7282, BHM7367, CDU1500, GVS104, GVS125, KTP9017

ref. **44.F36100**

Cabo 128mm

90/85°

16 x 1,5

ref. **44.F36110**

Cabo 128mm

85/80°

16 x 1,5

**Referências:** A EPS 1.850.217, KW 550217, MITSUBISHI MB605079

ref. **44.F36120**

50/45°

3/8 Gas 19 h. con.

ref. **44.F36130**

92/87°

16 x 1,5

ref. **44.F36140**

95/88°

16 x 1,5

ref. **44.F36150**

98/91°

16 x 1,5

ref. **44.F36160**

85/80°

16 x 1,5

**Referências:** EPS 1.850.095, KW 550095, TOYOTA, 89428-10100, 89428-10110, VALEO 820331

ref. **44.F36170**

90/85°

16 x 1,5

**Referências:** EPS 1.850.156, HOLDEN 8942820060, KW 550156, TOYOTA 89428-20060, VALEO 820326

ref. **44.F36190**  
**44.330298**

100/95°

22 x 1,5

**Referências:** EPS 1.850.182, GM GENERAL MOTORS 90449435, HOLDEN 90449435, KW 550182, OPEL 1341030

ref. **44.F36200**

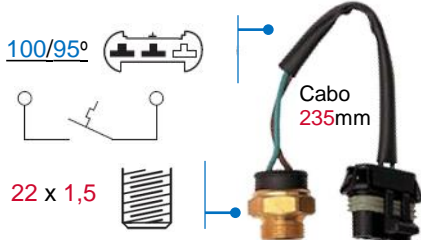
110/105°

14 x 1,5

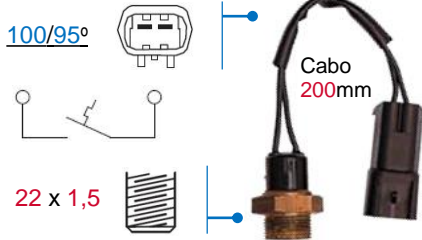
**Referências:** EPS 1.850.264, GM GENERAL MOTORS 90336458, KW 550264, OPEL 1341014

\* As marcas e números originais servem apenas como referência, excepto onde mencionadas como tal.

ref. 44.F36210

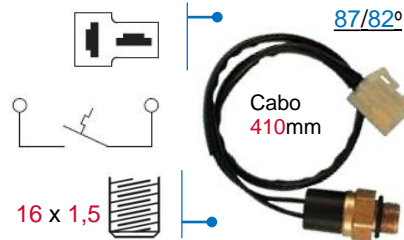


ref. 44.F36220



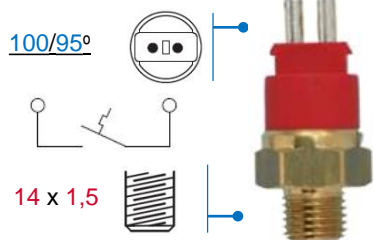
Referências: EPS 1.850.131, GM GENERAL MOTORS 90340497, KW 550131, OPEL 1341018, VALEO 819829

ref. 44.F36240  
44.330883



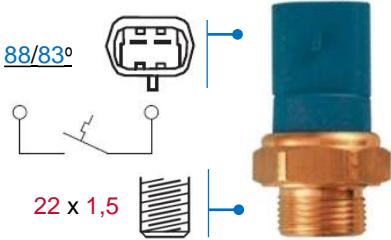
Referências: EPS 1.850.199, KW 550199, MARUTI 17680-84201, SUZUKI 17680-84000, 17680-84000-000, 17680-84201, 17680-84201-000

ref. 44.F36250  
44.330190



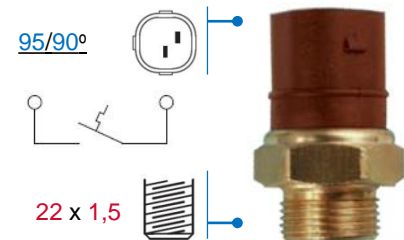
Referências: EPS 1.850.169, KW 550169, MERCEDES-BENZ A0065451524, A0065454024, VALEO 820207

ref. 44.F36260  
44.330178




Referências: EPS 1.850.102, FIAT 7586250, GM GENERAL MOTORS 90357303, HOLDEN 90357303, KW 550102, OPEL 1341028, VALEO 820242

ref. 44.F36270



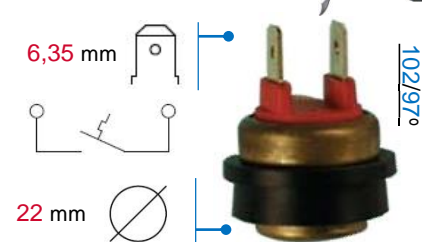
Referências: AUDI / SEAT / SKODA / VW 867959481, EPS 1.850.197, KW 550197, VALEO 820034

ref. 44.F36280



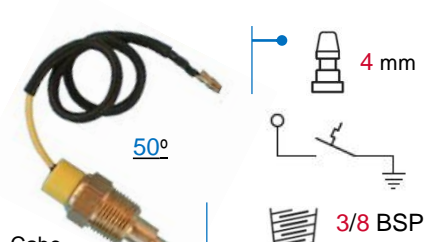
Referências: EPS 1.850.135, KW 550135, LAND ROVER PRC3359, MERCEDES-BENZ A0025457934, SAAB 4086724, 8572331, 8820797, 9526526, 9552878

ref. 44.F36290

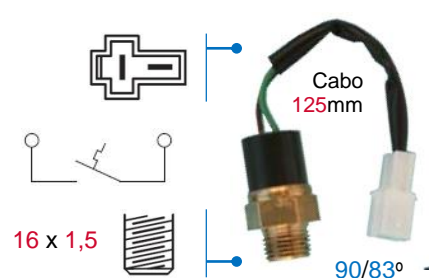


Referências: EPS 1.850.208, HONDA 37773-P5T-G00, 37773-PDD-E01, KW 550208, ROVER GVS123, KTF9940, PEJ10003, VOLVO 9135545

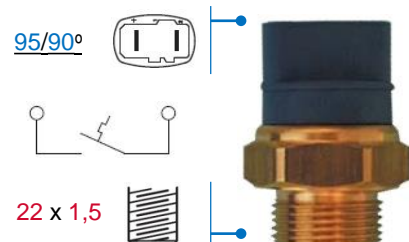
ref. 44.F36350



ref. 44.F36360

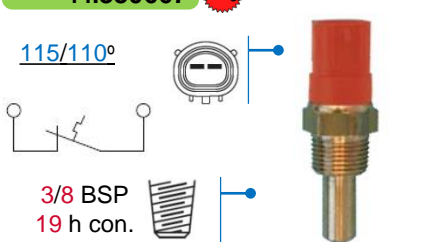


ref. 44.F36370



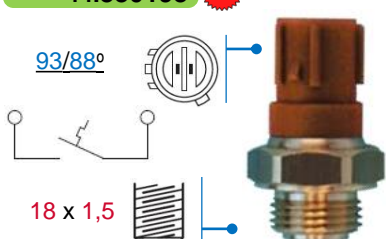
Referências: AUDI / VW 811959481, 893959481, EPS 1.850.032, KW 550032, VALEO 820304

ref. 44.F36400  
44.330667



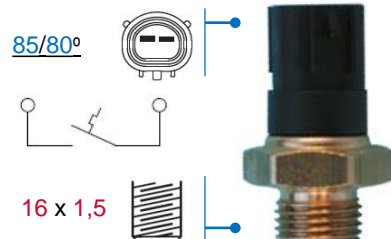
Referências: HYUNDAI 25360-37250, 93920-34000, MITSUBISHI MB439576

ref. 44.F36440  
44.330193



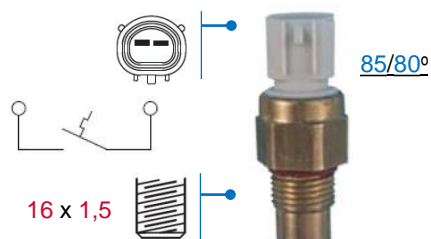
Referências: HONDA 37760-P00-003, 37760-P00-004, 37760-PLZ-E01, ISUZU 5-86004-751-0, 5-86004-752-0, 5-86202-839-0, ROVER GTR274, PEJ100110, PEJ100120, VALEO 820334

ref. 44.F36480



Referências: EPS 1.850.173, KW 550173, MITSUBISHI MB660663, MB845063, VALEO 820301

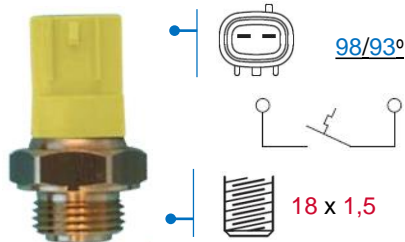
ref. 44.F36485



Referências: EPS 1.850.246, HYUNDAI 25360-37100, KW 550246, VALEO 820336

\* As marcas e números originais servem apenas como referência, excepto onde mencionadas como tal.

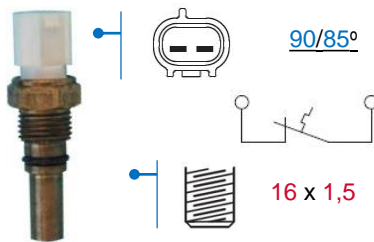
ref. 44.F36500



98/93°

18 x 1,5

ref. 44.F36540



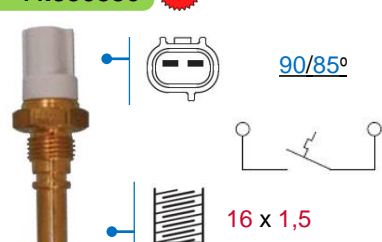
90/85°

16 x 1,5

Referências: EPS 1.850.151, HOLDEN 8942833010, KW 550151, LEXUS 89428-33010, TOYOTA 89428-06010, 89428-33010

ref. 44.F36545  
44.330886

NOVO

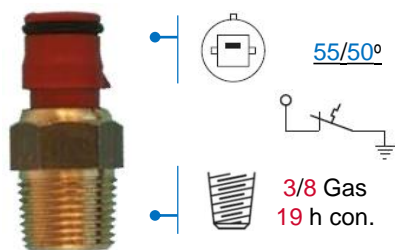


90/85°

16 x 1,5

Referências: EPS 1.850.267, KW 550267, LEXUS 89428-20110, TOYOTA 89428-20110

ref. 44.F36560

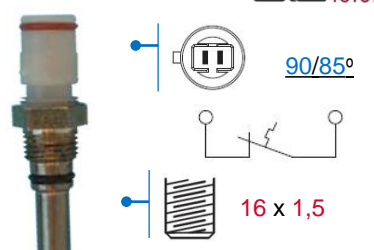


55/50°

3/8 Gas  
19 h con.

Referências: EPS 1.850.206, HOLDEN 8942712090, KW 550206, TOYOTA 89427-12090

ref. 44.F36570

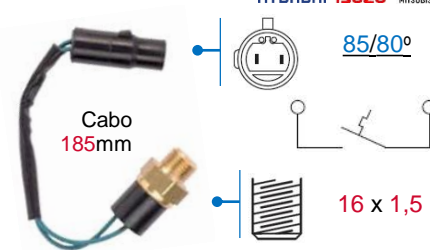


90/85°

16 x 1,5

Referências: EPS 1.850.090, KW 550090, LEXUS 89428-15030, TOYOTA 89428-15030, VALEO 820325

ref. 44.F36610

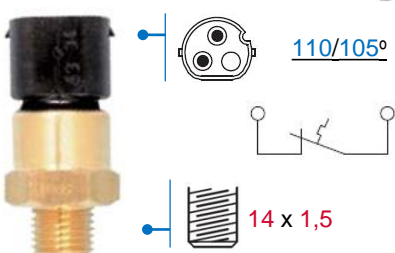


85/80°

16 x 1,5

Referências: EPS 1.850.065, HYUNDAI 25360-21100, 25360-21110, 25360-21200, 25360-21201, 25360-21301, 25360-28000, 25360-28100, 25360-28000, 25360-32100, KW 550065

ref. 44.F36690



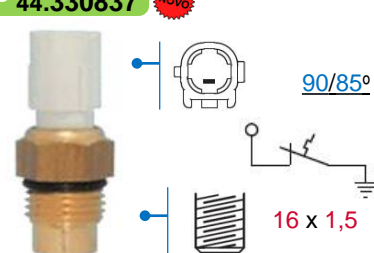
110/105°

14 x 1,5

Referências: BMW 61319401973, 9401973, EPS 1.850.273, KW 550273

ref. 44.F36710  
44.330837

NOVO



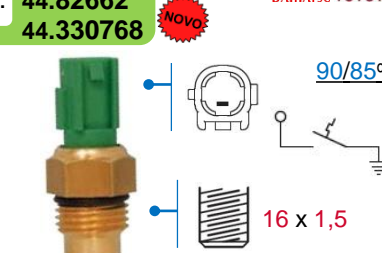
90/85°

16 x 1,5

Referências: EPS 1.850.198, GM GENERAL MOTORS 94853091, HOLDEN 8942812150, 8942812160, KW 550198, TOYOTA 89428-12150, 89428-12160, VALEO 820338

ref. 44.F36711  
44.82662  
44.330768

NOVO

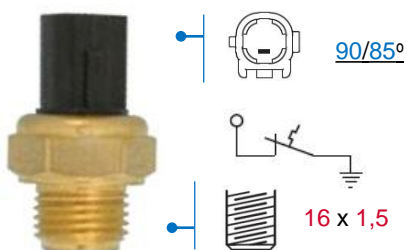


90/85°

16 x 1,5

Referências: DAIHATSU 89428-10120-000, EPS 1.850.266, KW 550266, TOYOTA 89428-10120, 89428-52010

ref. 44.F36712




90/85°

16 x 1,5

Referências: EPS 1.850.223, KW 550223, LEXUS 89428-41010, TOYOTA 89428-41010

ref. 44.F36720  
44.330199

NOVO



95/90°

22 x 1,5

Referências: AUDI / SKODA 1J0959481, EPS 1.850.262, KW 550262, SEAT / VW 1J0959481, 6X0959481, VALEO 820302

ref. 44.F37020 a)  
44.181014 a)  
44.F37320 b)  
44.330169

NOVO

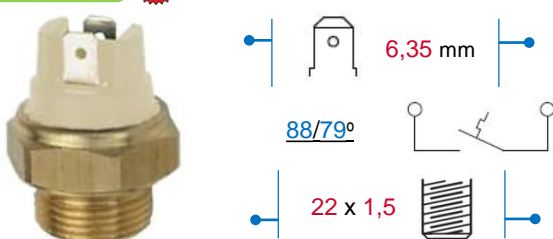


6,35 mm

92/82°

ref. 44.F37040  
44.330167

NOVO



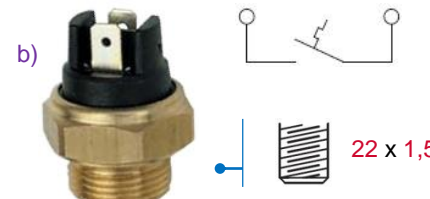
88/79°

22 x 1,5

Referências: EPS 1.850.019, FORD 6104435, GM GENERAL MOTORS 90108636, KW 550019, LADA 21083-8280100, OPEL 1341002, VALEO 819746

ref. 44.F37340  
44.181008

NOVO



22 x 1,5

Referências: EPS 1.850.016, JAGUAR EAC2510, KW 550016, PEUGEOT 126405, 126409, 126412, RENAULT 0855957600, 7700618658, 7700622019, 7700759441, 7701348765, 7701349694, VALEO 819744


\* As marcas e números originais servem apenas como referência, excepto onde mencionadas como tal.



<p>ref. <b>44.F37050</b> <b>44.330266</b> <small>NOVO</small></p> <p>6,35 mm 82/68° 22 x 1,5</p> <p>Referências: EPS 1.850.004, KW 550004, MAGNETI MARELLI 116580729913, 116580739927, PEUGEOT 024212, VALEO 819758</p>	<p>ref. <b>44.F37350</b> <b>44.181005</b></p> <p>Referências: EPS 1.850.027, KW 550027, SEAT 191959481B, VW 191959481B, 3079594811, 321959481E</p>	<p>ref. <b>44.F37210</b></p> <p>95/85° 22 x 1,5</p> <p>Referências: EPS 1.850.027, KW 550027, SEAT 191959481B, VW 191959481B, 3079594811, 321959481E</p>
<p>ref. <b>44.F37100</b> <b>44.330269</b> <small>NOVO</small></p> <p>6,35 mm 98/93° 22 x 1,5</p> <p>Referências: EPS 1.850.019, FORD 6104435, GM GENERAL MOTORS 90108636, KW 550019, LADA 21083-8280100, OPEL 1341002, VALEO 819746</p>	<p>ref. <b>44.F37400</b></p> <p>Referências: EPS 1.850.019, FORD 6104435, GM GENERAL MOTORS 90108636, KW 550019, LADA 21083-8280100, OPEL 1341002, VALEO 819746</p>	<p>ref. <b>44.F37220</b> ref. <b>44.330273</b> <b>44.181021</b> <small>NOVO</small></p> <p>92/87° 22 x 1,5</p> <p>Referências: ALFA ROMEO 60585603, 60808223, EPS 1.850.031, FIAT 50000969, 5992746, 7748867, 82436410, 82465533, 82477919, INNOCENTI 82477919, IVECO 82436410, KW 550031, LANCIA 5992746, MAGNETI MARELLI 6580679904, VALEO 819774</p>
<p>ref. <b>44.F37230 /P</b></p> <p>88/77° 22 x 1,5</p> <p>Referências: EPS 1.850.130, FORD 6144361, 85BB-8B607-BA, KW 550130, VALEO 819786</p>	<p>ref. <b>44.F37240</b> <b>44.181065</b></p> <p>95/88° 22 x 1,5</p> <p>Referências: FORD 1646398, 6146107, 6146110, 6168439, 6169111, 6169112, 6169113, 6496665, 7001608, 85AB-8B607A-2B, 85AB-8B607A-3A, 85AB-8B607A-3B, 85FB-8B607A-1A, 85FB-8B607AA, 85FB-8B607AB, VALEO 819784</p>	<p>ref. <b>44.F37250</b> ref. <b>44.181064</b> <b>44.330181</b> <small>NOVO</small></p> <p>92/82° 22 x 1,5</p> <p>Referências: CITROËN / PEUGEOT 96123564, OPEL 09110309, 4402309, RENAULT 7700782503, 7700796048, VALEO 819745</p>
<p>ref. <b>44.F37260</b></p> <p>92/87° 22 x 1,5</p> <p>Referências: EPS 1.850.049, KW 550049, SEAT SE021952.600A, VOLVO 3416584, 34165845</p>	<p>ref. <b>44.F37270</b></p> <p>88/79° 22 x 1,5</p> <p>Referências: EPS 1.850.117, GM GENERAL MOTORS 90242277, 90506496, HOLDEN 90242277, KW 550117, OPEL 1341011, 1341047, VALEO 819830</p>	<p>ref. <b>44.F37280</b> <b>44.181060</b> <small>NOVO</small></p> <p>100/95° 22 x 1,5</p> <p>Referências: EPS 1.850.117, GM GENERAL MOTORS 90242277, 90506496, HOLDEN 90242277, KW 550117, OPEL 1341011, 1341047, VALEO 819830</p>
<p>ref. <b>44.F37290 /P</b></p> <p>103/98° 22 x 1,5</p> <p>Referências: EPS 1.850.137, FORD 1652990, 6142676, 6186463, 6186464, 7001604, 7001611, 85GB-8B607B-1A, 92AB-8B607-AA, KW 550137, VALEO 819785</p>	<p>ref. <b>44.F37310</b> ref. <b>44.330291</b> <small>NOVO</small> <b>44.181001</b></p> <p>6,35 mm 22 x 1,5 92/87°</p> <p>Referências: ALFA ROMEO 60549313, 60564432, EPS 1.850.000, FIAT 4114572, 4235333, 4265697, 4318331, 4340878, 55331172, 655331172, 8122459, 82280960, 82296103, KW 550000, LADA 21030-380500-00, 2103-380800, MAGNETI MARELLI 116580729901, SAAS 4086706, 8547572, SEAT 0004318331, SE127952.600A, TALBOT 0013255100, 13255100, VALEO 819759, VW ZBA959481, ZASTAVA 01610460</p>	<p>ref. <b>44.F37330</b> <b>44.330172</b> <small>NOVO</small></p> <p>6,35 mm 22 x 1,5 95/86°</p> <p>Referências: CITROËN 95492854, 95632734, EPS 1.850.020, GM GENERAL MOTORS 90087398, KW 550020, LAND ROVER PRC3541, OPEL 1341003, SKODA 113095070, 113095073, 114095070, VW 175959481, 823959481G, 823959481K</p>

\* As marcas e números originais servem apenas como referência, excepto onde mencionadas como tal.

ref. 44.F37380




Referências: EPS 1.850.004, KW 550004, MAGNETI MARELLI 116580729913, 116580739927, PEUGEOT 024212, VALEO 819758

ref. 44.F37420  
44.330292



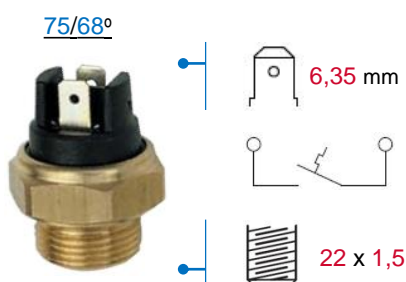
Referências: ALFA ROMEO 116000725602/00, 60506988, EPS 1.850.008, KW 550008, MAGNETI MARELLI 116580729908, 116580739902, PEUGEOT 126404, 126413, RENAULT 7700748169, TALBOT 9151381080, VALEO 819749

ref. 44.F37450

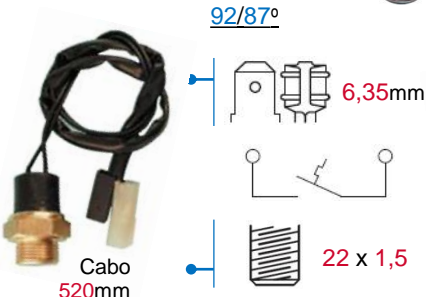


Referências: ACURA 37760-634-005, EPS 1.850.036, HONDA 37760-634-005, 37760-PB2-003, KW 550036, SUZUKI 17680-78000, 17680-78000-000, VALEO 820238

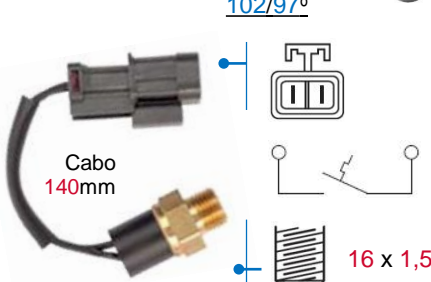
ref. 44.F37480



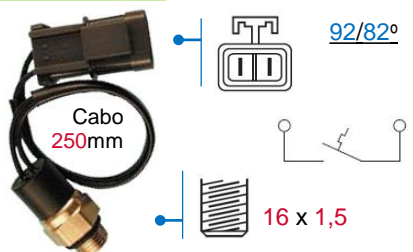
ref. 44.F37500



ref. 44.F37520




ref. 44.F37540  
44.181032



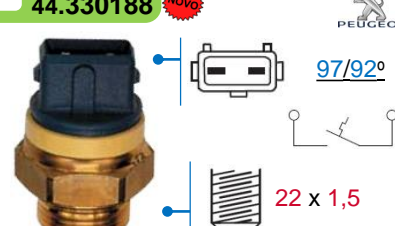
Referências: EPS 1.850.060, KW 550060, NISSAN 21595-01E00

ref. 44.F37570  
44.181061  
44.330180



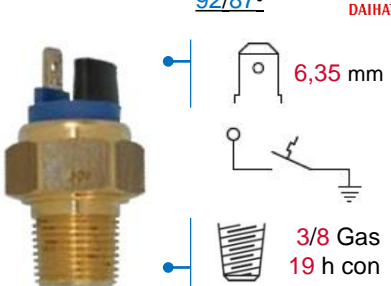
Referências: CITROËN 126423, 96009503, 96064561, EPS 1.850.122, KW 550122, PEUGEOT 126423, SUZUKI 35331-86CA0, 35331-86CA0-000, 35331-86CB0, 35331-86CB0-000, VALEO 819751

ref. 44.F37580  
44.181076  
44.330188

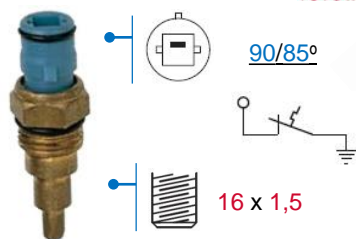


Referências: CITROËN / PEUGEOT 126426, 126437, 126440, 96138637, EPS 1.850.145, FIAT / LANCIA 9629968880, KW 550145, VALEO 819752

ref. 44.F37651




ref. 44.F37660



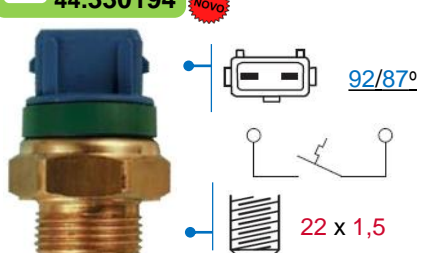
Referências: EPS 1.850.070, GM GENERAL MOTORS 94846018, HOLDEN 8942815011, KW 550070, TOYOTA 89428-15011, 89428-32010, VALEO 820237

ref. 44.F37670



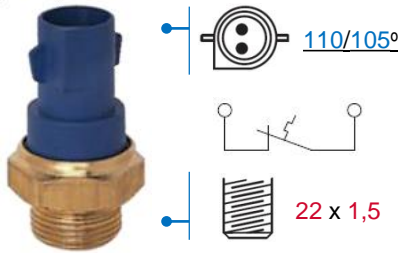
Referências: CITROËN 96123564, EPS 1.850.128, GM GENERAL MOTORS 09110309, KW 550128, OPEL 4402309, RENAULT 7700782503, 7700796048, VALEO 819745, 819783

ref. 44.F37680  
44.330194



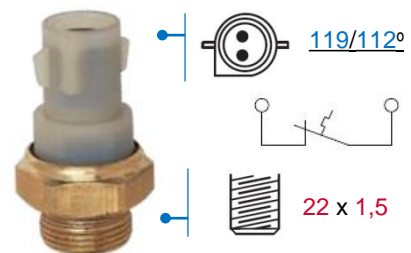
Referências: CITROËN / PEUGEOT 126431, 126443, EPS 1.850.201, KW 550201, VALEO 819753

ref. 44.F37690



Referências: EPS 1.850.165, FORD 1090200, 6489742, 6489743, 6675203, 6675204, 7001610, 91AB-8B607B-1A, 91AB-8B607B-D, KW 550165, VALEO 820210

ref. 44.F37700



Referências: EPS 1.850.166, FORD 6489740, 6489741, 7001609, 91AB-8B607A-1A, 91AB-8B607A-2A, KW 550166, VALEO 820211

\* As marcas e números originais servem apenas como referência, excepto onde mencionadas como tal.

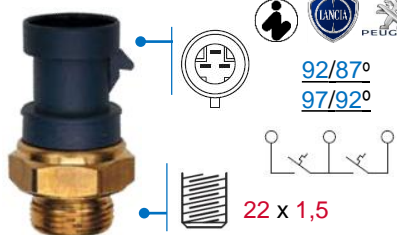


<p><b>ref. 44.F37720</b></p> <p>4 mm</p> <p>16 x 1,5</p> <p>95/90°</p> <p>Referências: ACURA 37760-PM3-003, EPS 1.850.139, HONDA 37760-PM3-003, KW 550139, ROVER FDU2767</p>	<p><b>ref. 44.F37760</b></p> <p>87/82°</p> <p>16 x 1,5</p> <p>Cabo 140mm</p> <p>Referências: EPS 1.850.112, KW 550112, NISSAN 21595-07F00, 21595-63A01</p>	<p><b>ref. 44.F37780</b></p> <p>112/107°</p> <p>16 x 1,5</p> <p>Cabo 340mm</p> <p>Referências: EPS 1.850.112, KW 550112, NISSAN 21595-07F00, 21595-63A01</p>
<p><b>ref. 44.330170</b> <span>Novo</span></p> <p>87/82°</p> <p>6,3 mm</p> <p>29</p> <p>M22 x 1,5</p> <p>Referências: EPS 1.850.017, FIAT 4338581, 4434700, KW 550017, SKODA 115095070</p>	<p><b>ref. 44.330847</b> <span>Novo</span></p> <p>87/82°</p> <p>21</p> <p>Cabo 128mm</p> <p>M8 x 1,25</p> <p>60°</p> <p>Especificações: 2 conectores</p> <p>Referências: EPS 1.840.094, FIAT 46409675, KW 540094</p>	<p><b>ref. 44.F35480</b> <span>Novo</span></p> <p>M10 x 1</p> <p>110°</p> <p>22</p> <p>6,3 mm</p> <p>Referências: AUDI / VW 035919369S, 054919369B, 053919369A, EPS 1.840.085, KW 540085</p>
<p><b>ref. 44.F35820</b> <span>Novo</span></p> <p>105°</p> <p>M10 x 1</p> <p>19</p> <p>6,3 mm</p> <p>Referências: EPS 1.840.097, KW 540097, VW 251919521</p>	<p><b>ref. 44.F36050</b> <span>Novo</span></p> <p>87-82°</p> <p>M14 x 1,5</p> <p>22</p> <p>6,3 mm</p> <p>Referências: EPS 1.850.146, KW 550146, PORSCHE 92860621700, VOLVO 3286641, 32866410</p>	<p><b>ref. 44.F36300</b> <span>Novo</span></p> <p>M14 x 1,5</p> <p>90-82°</p> <p>6,35 mm</p> <p>Referências: ROVER PEJ 10005</p>
<p><b>ref. 44.F37390</b> <span>Novo</span></p> <p>85-80°</p> <p>M22 x 1,5</p> <p>29</p> <p>6,3 mm</p> <p>Referências: CITROËN 95493258, EPS 1.850.018, KW 550018</p>	<p><b>ref. 44.F37610</b> <span>Novo</span></p> <p>97-92°</p> <p>M16 x 1,5</p> <p>17</p> <p>6,3 mm</p> <p>Referências: EPS 1.850.069, FORD E7RY-10884-A, E8BZ-10884-A, KW 550069, MAZDA B303-18-840, E301-18-840A, F8B8-18-840, F8B8-18-840A, VALEO 820235</p>	<p><b>ref. 44.F37870</b> <span>Novo</span></p> <p>M22 x 1,5</p> <p>92-82 95-80°</p> <p>29</p> <p>Referências: CHRYSLER T0777683, EPS 1.850.618, KW 550618, RENAULT 7700777683, 7700777883, VALEO 819781</p>

\* As marcas e números originais servem apenas como referência, excepto onde mencionadas como tal.

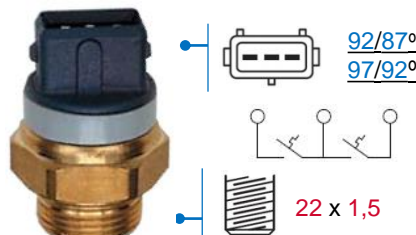


ref. 44.F37910



Referências: ALFA ROMEO 46477717, 60813343, EPS 1.850.681, FIAT 46477717, 50005994, 7655732, INNOCENTI 46477717, 7655732, KW 550681, LANCIA 46477717, 7655732

ref. 44.F37920



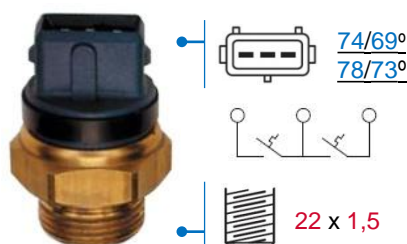
Referências: CITROËN 126436, 126444, 95638684, EPS 1.850.629, FIAT 9563868480, 9629976880, KW 550629, LANCIA 9563868480, PEUGEOT 126424, 126436, 126444, VALEO 819755

ref. 44.F37930  
44.330271

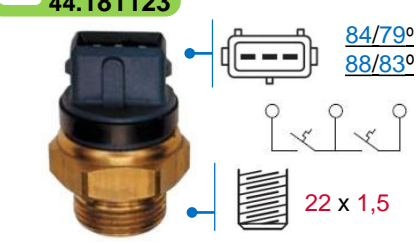


Referências: CITROËN / PEUGEOT 126425, 126438, 126445, CITROËN 96064750, EPS 1.850.631, FIAT / LANCIA 9406475080, KW 550631, VALEO 819747

ref. 44.F37935




44.F37940  
ref. 44.330215  
44.181123



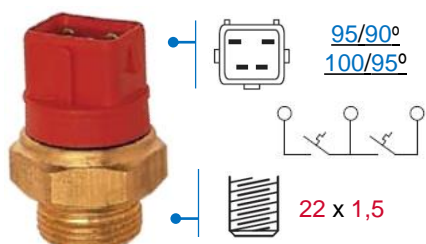
Referências: CITROËN 126427, 96085909, EPS 1.850.630, KW 550630, PEUGEOT 126427, VALEO 819754

44.F37950  
ref. 44.330212  
44.181121



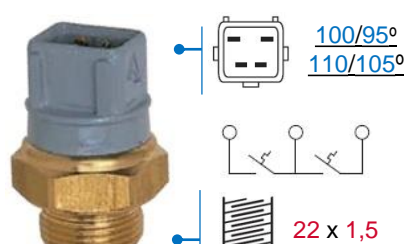
Referências: AUDI 251959481K, EPS 1.850.626, KW 550626, VALEO 820229, VW 251959481C, 251959481D, 251959481G, 251959481K

ref. 44.F37960



Referências: EPS 1.850.638, FORD 6190785, 6190786, 7001607, 89BB-8B607-DA, 89BB-8B607-DB, KW 550638

ref. 44.F37970



Referências: EPS 1.850.624, FORD 6154134, 7001605, 87BB-8B607-AA, 87BB-8B607-AB, KW 550624, VALEO 820214

ref. 44.F37980  
44.330214



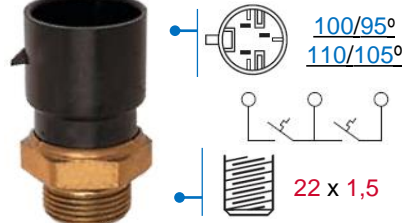
Referências: EPS 1.850.628, KW 550628, RENAULT 7700798264, VALEO 820033

44.F38020  
ref. 44.330300  
44.181129



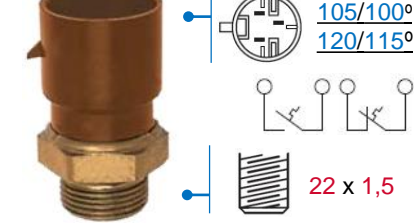
Referências: EPS 1.850.639, GM GENERAL MOTORS 90355880, HOLDEN 90355880, 91151202, KW 550639, OPEL 1341039, 1341044

44.F38030  
ref. 44.330299



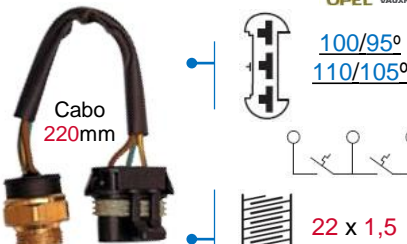
Referências: EPS 1.850.632, GM GENERAL MOTORS 90355879, KW 550632, OPEL 1341027

ref. 44.F38040



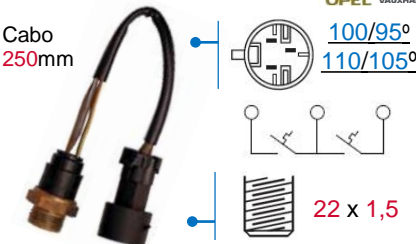
Referências: EPS 1.850.649, GM GENERAL MOTORS 90376209, KW 550649, OPEL 1846325, VALEO 820308, 820311

ref. 44.F38060



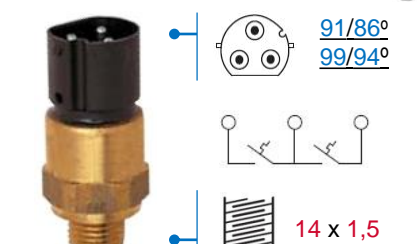
Referências: EPS 1.850.615, GM GENERAL MOTORS 90336709, 90355743, KW 550615, OPEL 1338504, 1341020, VALEO 820324

ref. 44.F38080



Referências: EPS 1.850.644, GM GENERAL MOTORS 90355936, 90355937, KW 550644, OPEL 1341022, 1341024, VALEO 820219, 820307

ref. 44.F38100

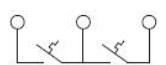


Referências: BMW 61311378073, VALEO 820220

\* As marcas e números originais servem apenas como referência, excepto onde mencionadas como tal.

ref. **44.F38110**  
**44.330219**

88/78°  
92/82°



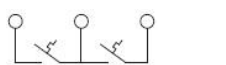
22 x 1,5



Referências: EPS 1.850.647, GM GENERAL MOTORS 9161054, KW 550647, OPEL 4500754, RENAULT 7700839072, 7701036113, VALEO 820032

ref. **44.F38130**

105/100°  
115/105°



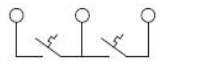
14 x 1,5



Referências: EPS 1.850.636, KW 550636, VALEO 820222

ref. **44.F38140**

105/100°  
120/115°



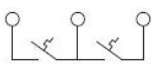
14 x 1,5



Referências: EPS 1.850.659, KW 550659, MERCEDES-BENZ A0065454524, A0065456124

ref. **44.F38150**

92/82°  
97/87°



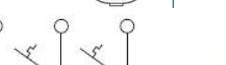
22 x 1,5



Referências: AUDI 251959481K, EPS 1.850.626, KW 550626, VALEO 820229, VW 251959481C, 251959481D, 251959481G, 251959481K

ref. **44.F38160**  
**44.330283**

87/77°  
92/82°



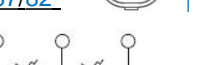
22 x 1,5



Referências: EPS 1.850.651, KW 550651, VALEO 820224, VW 701959481

ref. **44.F38165**  
**44.330222**

80/75°  
87/82°



22 x 1,5



Referências: EPS 1.850.654, KW 550654, VALEO 820303, VW 701959481C

ref. **44.F38170**

90/79°  
97/86°



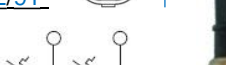
22 x 1,5



Referências: AUDI 1H0959481B, EPS 1.850.652, FORD 7215818, 95VW-8B607-GA, KW 550652, SEAT 1H0959481B, SKODA 1H0959481B, 1H0959481C, VALEO 820225, VW 1H0959481, 1H0959481B, 1H0959481C

ref. **44.F38180**  
**44.330280**

95/84°  
102/91°



22 x 1,5



Referências: AUDI 1H0959481B, EPS 1.850.652, FORD 7215818, 95VW-8B607-GA, KW 550652, SEAT 1H0959481B, SKODA / VW 1H0959481B, 1H0959481C, VALEO 820225, VW 1H0959481

ref. **44.F38185**  
**44.330230**

95/90°  
102/97°



22 x 1,5



Referências: AUDI SEAT / SKODA / VW 1J0959481A, EPS 1.850.690, KW 550690, VALEO 820035

ref. **44.F38190**

6,35 mm 4 mm



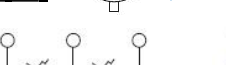
22 x 1,5



Referências: EPS 1.850.600, FIAT 5977192, 7583398, KW 550600, MAGNETI MARELLI 116581009903

ref. **44.F38200**  
**44.330221**

83/76°  
88/83°



22 x 1,5



Referências: EPS 1.850.653, FIAT 46413969, 7745216, KW 550653, LANCIA 46413969, VALEO 820030

ref. **44.F38210**  
**44.330218**

88/83°  
95/90°



22 x 1,5



Referências: EPS 1.850.645, GM GENERAL MOTORS 90341759, KW 550645, OPEL 1341033

ref. **44.F38220**

105/100°  
120/115°



22 x 1,5



Referências: EPS 1.850.668, GM GENERAL MOTORS 90482428, KW 550668, OPEL 1846201, VALEO 820227

ref. **44.F38230**

100/95°  
120/115°

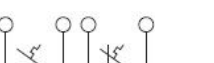


22 x 1,5



ref. **44.F38235**

95/90°  
120/115°



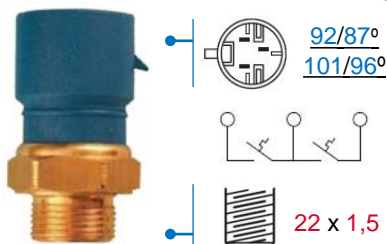
22 x 1,5



Referências: EPS 1.850.655, GM GENERAL MOTORS 90357304, KW 550655, OPEL 1846326

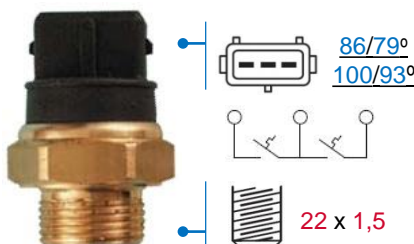


ref. 44.F38240

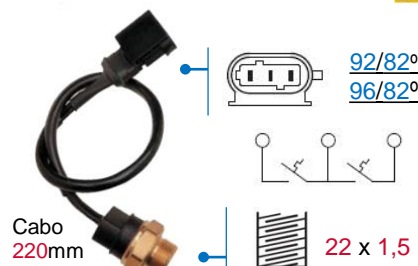


Referências: EPS 1.850.663, KW 550663, VOLVO 3463731, 34637314

ref. 44.F38250

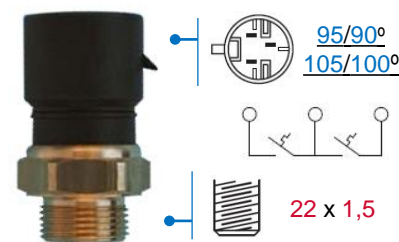


ref. 44.F38260



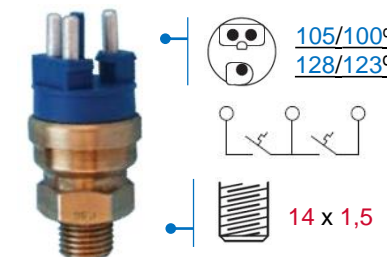
Referências: EPS 1.850.662, KW 550662, RENAULT 7701038848

ref. 44.F38310  
44.330217



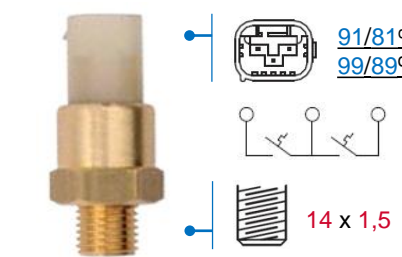
Referências: OPEL 1341039, 1341044, 90355880, 91151202, VALEO 820037

ref. 44.F38370



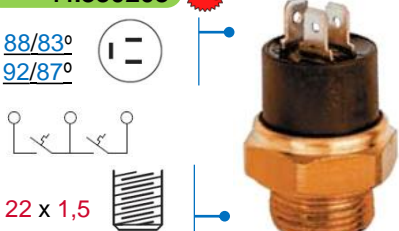
Referências: EPS 1.850.678, KW 550678, MERCEDES-BENZ A0065456424

ref. 44.F38381



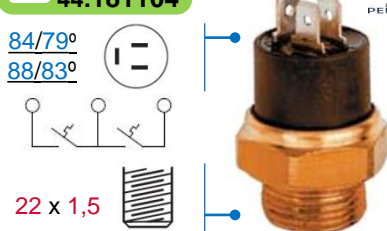
Referências: BMW 61318360857, EPS 1.850.683, KW 550683, VALEO 820317

ref. 44.F37800  
44.181106  
44.330203




Referências: CITROËN 126417, 95495385, 95576325, 95612640, EPS 1.850.606, KW 550606, PEUGEOT 126417, VALEO 819770

ref. 44.F37810  
44.330267  
44.181104



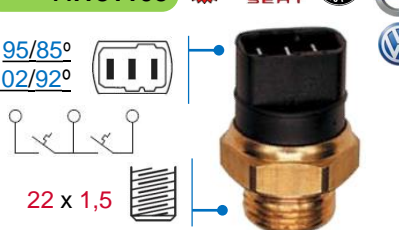
Referências: A ALFA ROMEO 60533503, CITROËN 126416, 95630939, EPS 1.850.604, KW 550604, PEUGEOT 126406, 126416, VALEO 819772

ref. 44.F38391



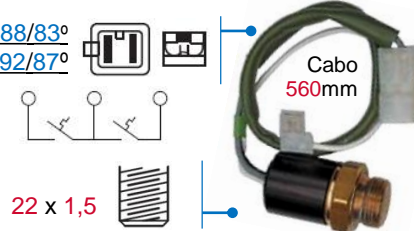
Referências: AUDI / SKODA / VW 8D0959481B, EPS 1.850.692, KW 550692, VALEO 820305

ref. 44.F37820  
44.330268  
44.181105



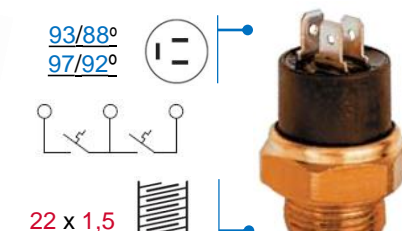
Referências: AUDI 321959481A, EPS 1.850.605, KW 550605, SEAT 321959481D, VW 321959481A, 321959481C, 321959481D

ref. 44.F37830



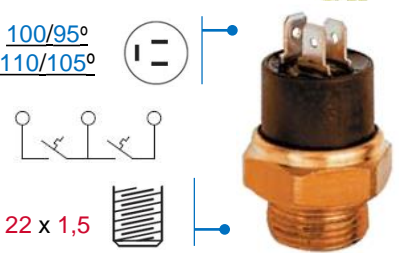
Referências: EPS 1.850.602, FIAT 5958828, 7576281, 7628799, INNOCENTI 7628799, KW 550602, MAGNETI MARELLI 116581009904, VALEO 819775

ref. 44.F37850



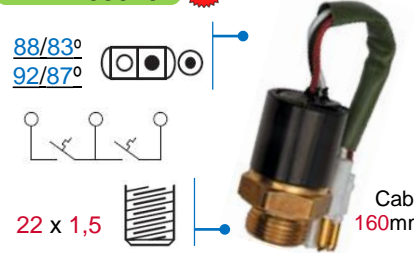
Referências: CITROËN 126418, 91517674, 96019305, EPS 1.850.612, KW 550612, PEUGEOT 126418, 126422, RENAULT 6001008060, VALEO 819771, 819773

ref. 44.F37880



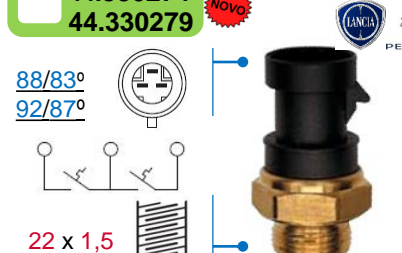
Referências: EPS 1.850.619, GM GENERAL MOTORS 90247345, KW 550619, OPEL 1341009

ref. 44.F37890  
44.330201



Referências: EPS 1.850.601, FIAT 5934064, 5934084, 5951524, KW 550601, PEUGEOT 126410, VALEO 819827

ref. 44.F37900  
44.330274  
44.330279

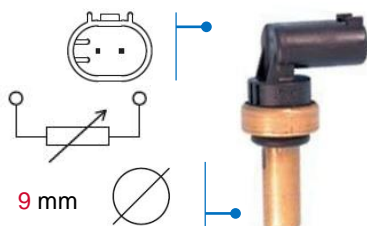


Referências: ALFA ROMEO 46478033, 60813763, 46478033, EPS 1.850.622, FIAT 46478033, 7642522, 46478033, KW 550622, LANCIA 7642522

\* As marcas e números originais servem apenas como referência, excepto onde mencionadas como tal.

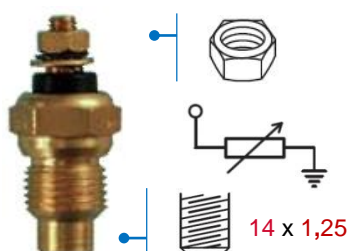



ref. 44.F32710



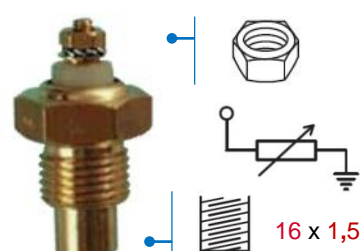
Referências: CHRYSLER / JEEP 5080147AA, 68068746AA, 68068746AB, K05080147AA, K68068746AA, K68068746AB, CONTINENTAL A2C53312548, A2C85403000, EPS 1.830.300, KW 530300, MERCEDES-BENZ / SMART A0005425118, A0009050700, A0999053800, MITSUBISHI MN960160, SMART Q0003118V00200000, VDO 805/431

ref. 44.F30260



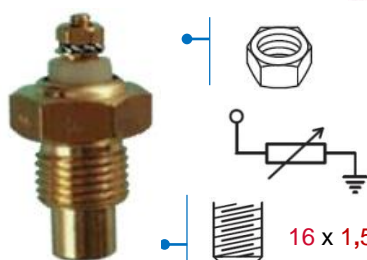
Referências: CITROËN / PEUGEOT 024220, FIAT 7910247507, RENAULT 7701348143, 7910245551, 7910245553

ref. 44.F30280



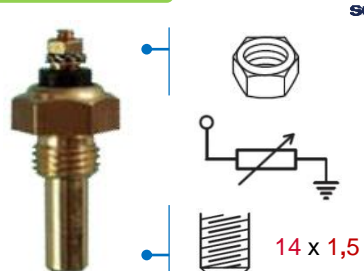
Referências: CITROËN 024250, 91517505, 95635573, EPS 1.830.099, KW 530099, PEUGEOT 024250

ref. 44.F30290

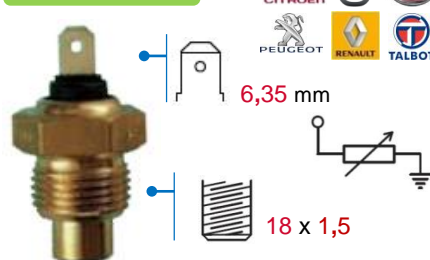


Referências: CITROËN 024250, 91517505, 95635573, EPS 1.830.099, KW 530099, PEUGEOT 024250

ref. 44.F30300

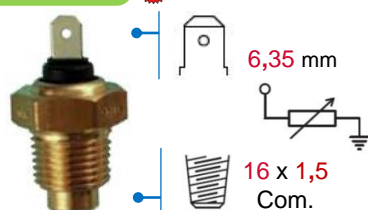


ref. 44.F31020



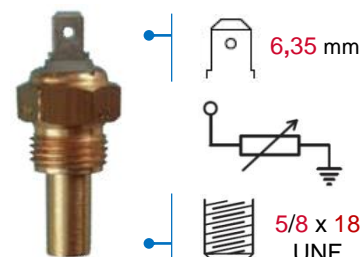
Referências: CITROËN 95581212, EPS 1.830.008, FIAT 5494830, KW 530008, PEUGEOT 024214, RENAULT 7700503200, 7701349086, TALBOT 7810240000

ref. 44.F31140  
44.180804  
44.330082

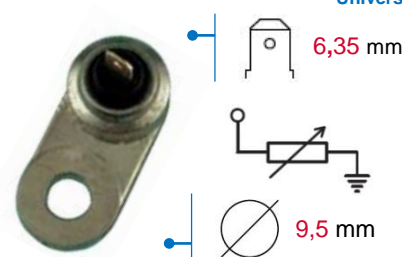


Referências: FIAT 4067872, 4108672, 4276954, 4349082, 4407984, 4409505, 4414600, 4448131, 60813687, 7588802, 7588882, LADA 2101-3808-600

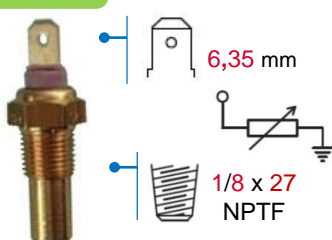
ref. 44.F31150



ref. 44.F31220

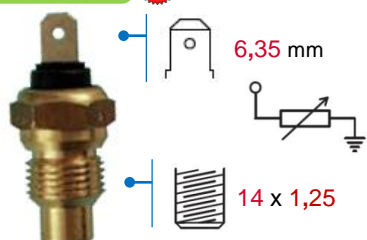


ref. 44.F31270  
44.180838



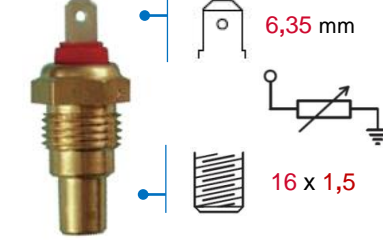
Referências: EPS 1.830.069, FORD 1640040, 85FB-10884-AA, 1784077, 6078967, 81AB-10884-AA, 84AB-10884-BA, C4AH-10884, KW 530069, LAND ROVER AAU1115, ROVER GTR120, GTR199

ref. 44.F31280  
44.330086



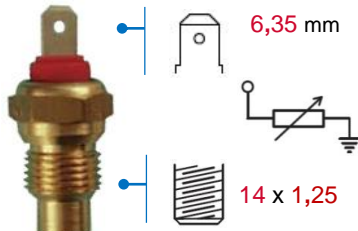
Referências: CITROËN 0042790300, 133772, 133802, 97509510, 97519138, EPS 1.830.007, FIAT 9750951080, KW 530007, PEUGEOT 024263, 133772, 133802, TALBOT 0015794500, 0521548200, 15794500, VALEO 700001, 73201302

ref. 44.F31330



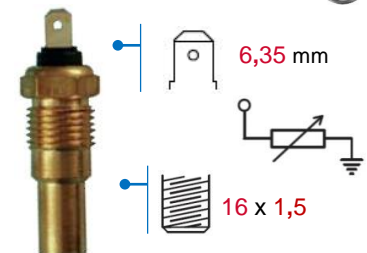
Referências: DAIHATSU 83420-16010, 83420-20020, HINO 83420-1060, MITSUBISHI MA603427, MD001380, MD603427, TOYOTA 83420-16010, 83420-20010, 83420-20020

ref. 44.F31370



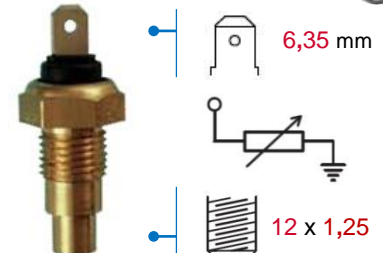
Referências: CITROËN 0042790300, 133772, 133802, 97509510, 97519138, EPS 1.830.007, FIAT 9750951080, KW 530007, PEUGEOT 024263, 133772, 133802, TALBOT 0015794500, 0521548200, 15794500, VALEO 700001, 73201302

ref. 44.F31380



Referências: EPS 1.850.600, FIAT 5977192, 7583398, KW 550600, MAGNETI MARELLI 116581009903

ref. 44.F31520



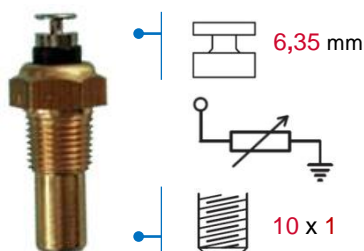
Referências: FORD 1953639, NISSAN 25080-9F900, 25080-G4900, 25080-G9800, VALEO 700042

\* As marcas e números originais servem apenas como referência, excepto onde mencionadas como tal.

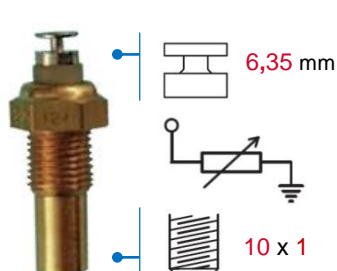
<p><b>ref. 44.F31530</b></p> <p>6,35 mm</p> <p>14 x 1,5 con.</p>	<p><b>ref. 44.F31560</b></p> <p>6,35 mm</p> <p>16 x 1,5</p>	<p><b>ref. 44.F31570 44.180844</b></p> <p>6,35 mm</p> <p>1/8 x 28 BSP</p> <p><small>Referências: CHRYSLER 4671065, DAIHATSU 83420-87703-000, EPS 1.830.080, FORD 3395475, F322-10884-A, GM GENERAL MOTORS 94247437, 94847362, 96067371, HONDA 8-94247-437-1, HYUNDAI 94650-32500, 94650-32510, 94650-32520, ISUZU 8-94247437-1, KIA 94650-32520, K370-18510, K370-1851X, KW 530080, LEXUS 83420-16020, MAZDA 8541-18-51X, JET15-18-51X, KL01-18-51X, Y701-18-510, MITSUBISHI 94650-32510, 94650-32520, MD091056, ME202052, OPEL 1338507, 94247437, PIAGGIO 83420-87703-000, SUBARU 21203-AA030, SUZUKI 34850-14F00, 34850-14F00-000, 34850-82011, 34850-82011-000, 34850-82012, 34850-82012-000, TOYOTA 83420-16020, 83420-16030, VALEO 700043, VAUXHALL 94247437</small></p>
<p><b>ref. 44.F31580 44.330098</b></p> <p>6,35 mm</p> <p>12 x 1,25</p> <p><small>Referências: EPS 1.830.078, INFINITI 25080-89903, KW 530078, NISSAN 25080-89903, 25080-F3900, RENAULT TRUCKS 5001872370</small></p>	<p><b>ref. 44.F31590</b></p> <p>6,35 mm</p> <p>14 x 1,25</p> <p><small>Referências: FIAT 7548005, 7588883</small></p>	<p><b>ref. 44.F31600</b></p> <p>6,35 mm</p> <p>14 x 1,5</p> <p><small>Referências: ALFA ROMEO 530438, 60751206, 60805482, 60808202, 7588856, EPS 1.830.267, FIAT 7588856, 7589337, 82357865, KW 530267, LANCIA 60805482, 60808202, 7588856, 7589337, MAGNETI MARELLI 116596489901, 116596709903, VALEO 700007</small></p>
<p><b>ref. 44.F31610</b></p> <p>6,35 mm</p> <p>10 x 1</p> <p><small>Referências: EPS 1.830.154, FORD 7203359, 95VW-10A998-AA, 95VW-10A998-AA, KW 530154, SEAT / SKODA / VW 1H0919563, VDO 801/016/006</small></p>	<p><b>ref. 44.F31630 44.330099</b></p> <p>6,35 mm</p> <p>1/8 x 28 BSP</p> <p><small>Referências: EPS 1.830.079, GM GENERAL MOTORS 91112311, 91138061, 96052069, 96060399, 96067370, 96069088, KW 530079, MARUTI 34850-82001, SUBARU 42080-5410, SUZUKI 34850-50A00, 34850-50A00-000, 34850-82000, 34850-82000-000, 34850-82001, 34850-82001-000, 34850-82002, 34850-82002-000</small></p>	<p><b>ref. 44.F31650 44.330793</b></p> <p>6,35 mm</p> <p>12 x 1,25</p> <p><small>Referências: EPS 1.830.223, INFINITI 25080-89907, KW 530223, NISSAN 25080-89907</small></p>
<p><b>ref. 44.F31680 44.330112</b></p> <p>6,35 mm</p> <p>12 x 1,25</p> <p><small>Referências: EPS 1.830.121, KW 530121, NISSAN 25080-70J00, VDO 801/042/001</small></p>	<p><b>ref. 44.F31740</b></p> <p>6,35 mm</p> <p>16 x 1</p>	<p><b>ref. 44.F32010 44.180878 44.330119</b></p> <p>3/16</p> <p>1/8 x 27 NPTF</p> <p><small>Referências: EPS 1.830.124, FORD 1657685, 89FB-10884-AA, 6145143, 86VB-10884-BA, 89FB-10884-AA, KW 530124, VALEO 700034</small></p>
<p><b>ref. 44.F32020</b></p> <p>3/16</p> <p>1/8 x 27 NPTF</p> <p><small>Referências: EPS 1.830.180, FORD 6145142, 7171007, 7334637, 86VB-10884-AA, 95GB-10884-AA, 95VB-10884-BA, KW 530180, MAZDA 1E03-18-760, 1E07-18-760</small></p>	<p><b>ref. 44.F32040</b></p> <p>3/16</p> <p>1/8 x 27 NPTF</p> <p><small>Referências: EPS 1.830.124, FORD 1657685, 6145143, 86VB-10884-BA, 89FB-10884-AA, KW 530124, VALEO 700034</small></p>	<p><b>ref. 44.F32080</b></p> <p>3/16</p> <p>1/8 x 27 NPTF</p> <p><small>Referências: EPS 1.830.028, FORD 1583836, 1591388, 1701341, 6058836, 6098273, 77FB-10884-AA, C5EH-10884-B, D1FZ-10884-B, KW 530028, VALEO 700003</small></p>

\* As marcas e números originais servem apenas como referência, excepto onde mencionadas como tal.

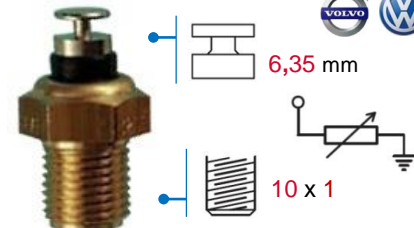
ref. 44.F32090



ref. 44.F32100

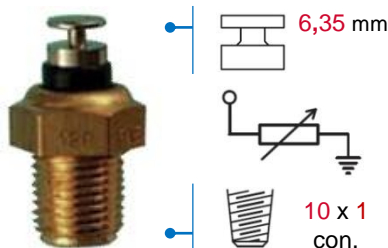


ref. 44.F32110

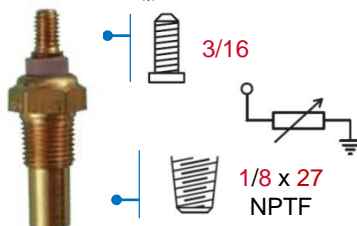


Referências: AUDI 049 919 501, EPS 1.830.073, KW 530073, SEAT 027919501, 049919501, SE021947.000, W0049919501, W0049919501, VDO 804/006/005, VOLVO 1257216, 3517501, 35175017, VW 049919501, 0499195011, 175919501

ref. 44.F32180

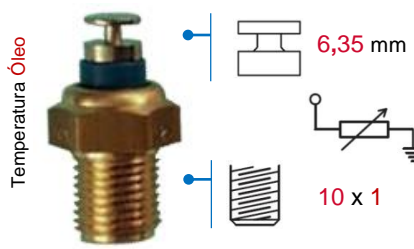


ref. 44.F32190  
44.330096



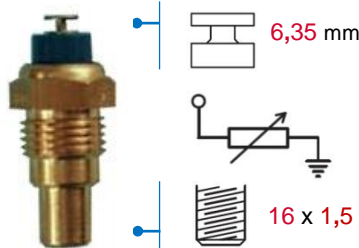
Referências: EPS 1.830.082, FORD 6108298, 6113258, 6136366, 6141932, 6146864, 84DA-10884-AA, 85FB-10884-AA, 86AB-10884-AA, KW 530082, VALEO 700004

ref. 44.F32200  
44.330687



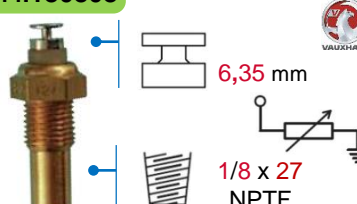
Referências: AUDI 049919563B, EPS 1.830.093, KW 530093, VW 049919563B

ref. 44.F32210



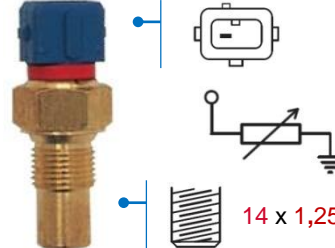
Referências: EPS 1.830.067, GM GENERAL MOTORS 94235691, 94237861, ISUZU 8-94235691-0, 8-94237861-0, KW 530067, OPEL 1338505, 1338506

ref. 44.F32230  
44.180808



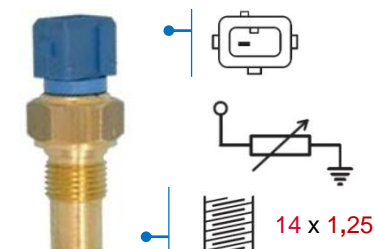
Referências: DAEWOO 03439088, EPS 1.830.005, GM GENERAL MOTORS 03439088, 90246852, 90510850, 92029764, 94472002, KW 530005, OPEL 1338448, 1342561, 1342568, 1342569, 3439088, 90246852, 90510850, 94472002, SAAB 3439088, 4772216, 9543802, VALEO 700005, VAUXHALL 3439088, 90246852, 90510850, 94472002, VDO 804/15/1, 804/3/1

ref. 44.F32290

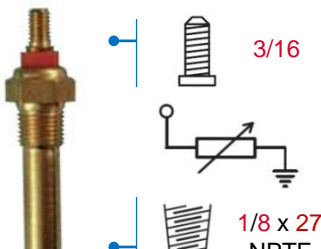


Referências: CITROËN / PEUGEOT 133809, 96018426, EPS 1.830.113, FIAT / LANCIA 9601842680, HYUNDAI 94650-29001, KW 530113, VALEO 700000

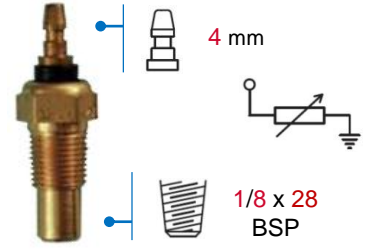
ref. 44.F32295



ref. 44.F32300

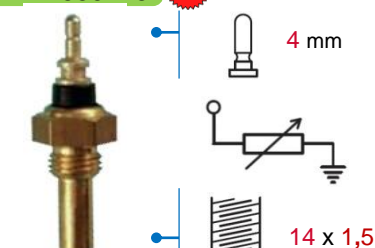


ref. 44.F32310



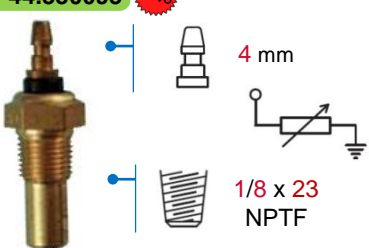
Referências: A ACURA 37750-PC1-004, EPS 1.830.056, FORD E92Z-10884-C, HONDA 37750-PC1-004, KIA KK150-1851X, KK151-18510, KK151-18-510A, KW 530056, MAZDA G607-18-510, ROVER GTR141, GTR142

ref. 44.F32330  
44.330118




Referências: EPS 1.830.131, KW 530131, MERCEDES-BENZ A0055450324, VDO 801/15/1

ref. 44.F32350  
44.330095



Referências: ACURA 37750-PC1-004, EPS 1.830.056, FORD E92Z-10884-C, HONDA 37750-PC1-004, KIA KK150-1851X, KK151-18510, KK151-18-510A, KW 530056, MAZDA G607-18-510, ROVER GTR141, GTR142

ref. 44.F32425  
44.82271

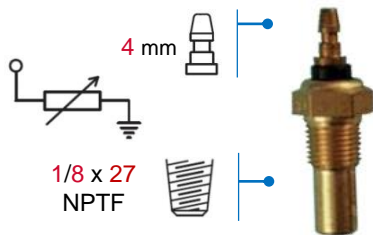


Referências: EPS 1.830.304, KW 530304, VOLVO 9125463

\* As marcas e números originais servem apenas como referência, excepto onde mencionadas como tal.

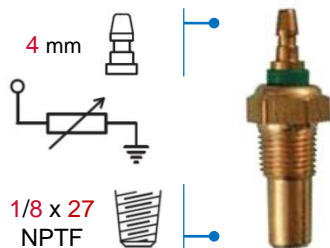


ref. 44.F32460



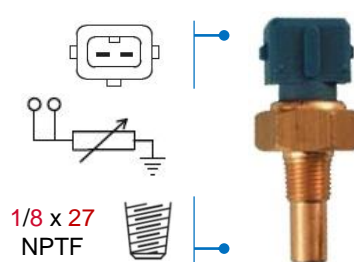
Referências: LAND ROVER AMR2273, AMR3321, YCB10019

ref. 44.F32470

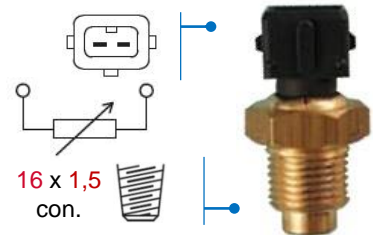


Referências: EPS 1.830.208, KW 530208, LAND ROVER AMR1425, MG AMR1425, ERR6397, ROVER AMR1425, ERR6397, GTR203

ref. 44.F32520

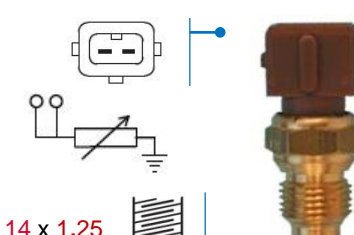


ref. 44.F32540  
44.330641



Referências: ALFA ROMEO 60812290, 7735919, EPS 1.830.160, FIAT 60812290, 7735919, KW 530160, LANCIA 7735919, VALEO 700010

ref. 44.F32550

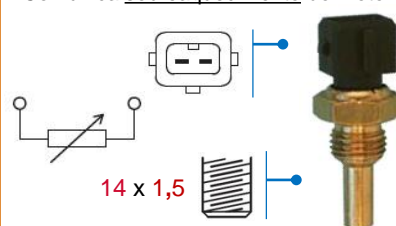


14 x 1,25

ref. 44.F32560

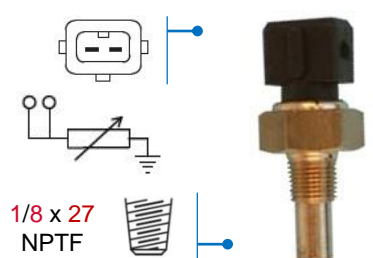


Comunica sobreaquecimento do motor.



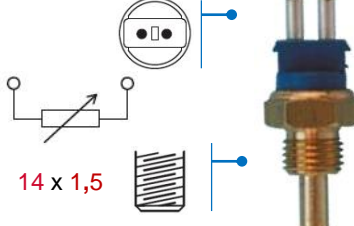
Referências: BMW 1710535, 12621710535, 12621747281, EPS 1.830.176, KW 530176, VDO 805/10/1, 805/34/001

ref. 44.F32570



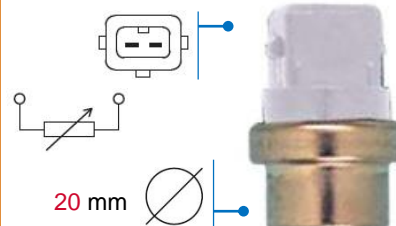
1/8 x 27  
NPTF

ref. 44.F32580



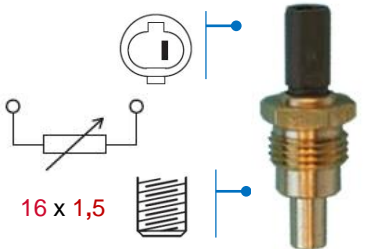
Referências: EPS 1.830.139, KW 530139, MERCEDES-BENZ A0085424517

ref. 44.F32600  
44.330139



Referências: MITSUBISHI M809548, OPEL 4401661, 9109661, RENAULT 7700865290, VOLVO 30809548

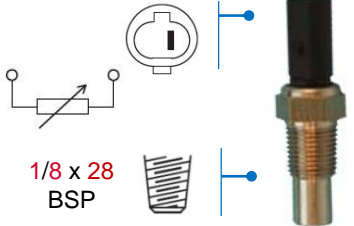
ref. 44.F32640



16 x 1,5

Referências: DAIHATSU 83420-16040-000, EPS 1.830.161, KW 530161, LEXUS 83420-16040, TOYOTA 83420-16040, 83420-20030, VW J8342016040, J8342020030

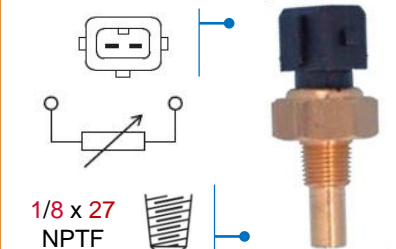
ref. 44.F32650



1/8 x 28  
BSP

Referências: EPS 1.830.184, GM GENERAL MOTORS 94854974, KW 530184, LEXUS 83420-16050, 83420-20040, 83420-AA010, TOYOTA 83420-05010, 83420-16050, 83420-20040, 83420-AA010

ref. 44.F32700



1/8 x 27  
NPTF

Referências: EPS 1.830.283, GM GENERAL MOTORS 90464954, KW 530283, OPEL 6238356

ref. 44.F32160  
44.330087



M16 x 1,5

Referências: DAIHATSU 83420-87201, 83420-87701, HONDA 37750-611-154, MAZDA 0118-18510, 0118-89181, 0272-10884-A, MITSUBISHI MC850107, SUZUKI 34850-65011, 34850-65020, 34850-65021, 34850-78E21

ref. 44.330089  
44.F32070



1/8 x 27

































Referências: CHEVROLET 95025043, 96177604, DAEWOO 95025043, 96177604, EPS 1.830.014, GENERAL MOTORS 95025043, 96177604, KW 530014, OPEL / VAUXHALL 4803631, 4818935, 4818935, 95025043, 96177604, 95025043, SAAB 8800914, 8859233, 9108291, VDO 323.801/005/001, 801/005/001, 801/033/002

ref. 44.330090  
44.F31290




M14 x 1,5

Referências: BMW 62110788115, EPS 1.830.015, KW 530015, SKODA 111982410, 113982410, 115982410, 6U0919501A, VDO 323.801/001/006, 801/001/006

<p>ref. <b>44.330094</b> <b>NOVO</b> </p>  <p>5/8 x 18  17 </p> <p>6.3 </p> <p><b>Referências:</b> EPS 1.830.046, KW 530046, LAND ROVER 623050, ROVER GTR101</p>	<p>ref. <b>44.330192</b> <b>NOVO</b> </p>  <p>97/92° </p> <p>M16 x 1,5  17 </p> <p><b>Referências:</b> EPS 1.850.189, KIA 0N350-18840, KW 550189, MAZDA N350-18-840</p>	<p>ref. <b>44.F32426</b> <b>NOVO</b> </p>  <p>M12 x 1,75 </p> <p>15 </p> <p>Cabo 195mm</p> <p><b>Referências:</b> FORD 1079267, 1552452, 1710151, 1742833, 1770524, 4074917, 98FF6G004AC, 9C116G004BA, 9C116G004BD</p>
<p>ref. <b>44.330852</b> <b>NOVO</b>  </p>  <p>1/8-27NPT </p> <p>6.3 </p> <p><b>Referências:</b> EPS 1.830.115, FORD 3601363, 3601364, 6107551, XM34-10884-BA, KW 530115, SUZUKI 34850-78E00, 34850-78E00-000</p>	<p>ref. <b>44.F31640</b> <b>NOVO</b>  </p>  <p>1/8-27NPT </p> <p><b>Referências:</b> FORD 6107551, XM3410884BA, SUZUKI 34850-78E00-000</p>	
<p>ref. <b>44.F32510</b> <b>NOVO</b>   </p>  <p>M14 x 1,5 </p> <p>NTC  NTC </p> <p>19 </p> <p>Ø 4 </p> <p><b>Referências:</b> EPS 1.830.140, KW 530140, MERCEDES-BENZ A0085425617, VALEO 700050, VW 062919501</p>		

\* As marcas e números originais servem apenas como referência, excepto onde mencionadas como tal.

<p>ref. <b>44.9207</b> <b>NOVO</b> </p>  <p><b>Referências:</b> COMMON-RAIL 1920QK</p>	<p>ref. <b>44.9368</b> <b>NOVO</b>  </p>  <p><b>Referências:</b> 7.28197.16.0, 1371924</p>	<p>ref. <b>44.ACAC.210.004</b> <b>NOVO</b>  </p>  <p><b>Referências:</b> 1K0959126A, 1J0959126, 1K0959126B, 1K0959126E, 1K0959126D, 1K0959126E</p>
<p>ref. <b>44.ACAC.210.022</b> <b>NOVO</b>  </p> <p>M10 x 1,25 </p>  <p>14 </p> <p><b>Referências:</b> DENSO DPS2-3010, FIAT 46790717, 51713182, 51768498, FORD 1558929, 6E5Z-19D594-AA, 9S51-19E762-AA, GM GENERAL MOTORS 13502758, 13502759, 13587668, 13587697, 1551258, 22601618, 22624066, 22634172, 22664328, 22678731, 9131721, 92145716, 95018104, 96345744, 96448991, NISSAN 92136-JD50A, OPEL 6850512, RENAULT 7700417506, 7701205751</p>		

\* As marcas e números originais servem apenas como referência, excepto onde mencionadas como tal.